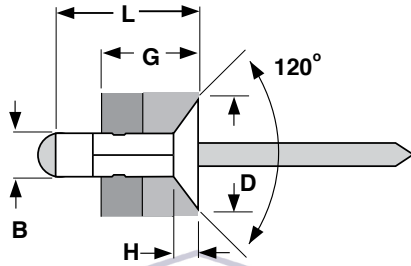


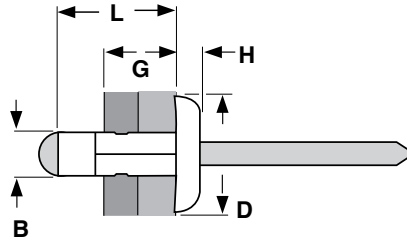
# Rivets

## Multi-Grip: Dome, Countersunk & Ex. Large Flange

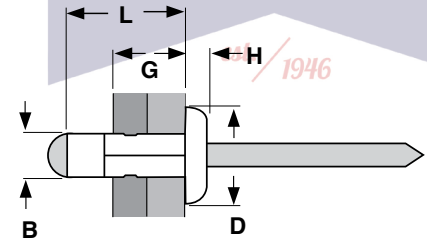
Steel Body/  
Steel Mandrel



COUNTERSUNK



LARGE FLANGE



DOME HEAD

### ALL STEEL MULTI-GRIP BLIND RIVETS

Ornit

Head Style	Part Number	B	Drill Size	L	G	D	H	Typical Strength (lbs.)	
		Nominal Rivet Diam.		Rivet Body Length	Grip Range	Head Diameter	Head Height	Shear	Tensile
Countersunk	SF48110K	3/16"	11	.43	.098 - .236	.341	.051	992	860
	SF48140K			.55	.118 - .354				
	SF48170K			.67	.157 - .472				
	SF48220K			.86	.354 - .670				
Extra Large Flange	SF48110L	3/16"	11	.43	.039 - .236	.624	.069	992	860
	SF48140L			.55	.039 - .354				
	SF48170L			.67	.118 - .472				
Dome	SF32090D	1/8"	30	.35	.043 - .157	.283	.033	340	385
	SF32130D			.51	.039 - .354				
	SF40110D	5/32"	20	.43	.055 - .197	.319	.047	440	530
	SF48110D	3/16"	11	.43	.039 - .236	.386	.057	992	860
	SF48140D			.55	.039 - .354				
	SF48170D			.67	.118 - .472				

<b>Description</b>	An all steel blind fastener with a self-contained steel mandrel. The multi-grip rivet design differs from a standard blind rivet two ways: (1) the body shank has several circumferential indents equidistant from each other, and (2) the stem of the mandrel is pinched at a point above the mandrel head. Three head styles are available: dome, large flange and countersunk.
<b>Applications/ Advantages</b>	Multi-grip rivets provide maximum clamping action over a full range of material thicknesses while using the same rivet length. This allows flexibility in design, cuts production costs and reduces inventories. All steel multi grip rivets offer greater shear and tensile strength than like-sized aluminum/steel multi grips and should be used when fastening materials with mechanical and physical properties similar to carbon steel. Dome heads are used in standard applications which call for maximum clamp-up and hole fill. The large flange style is preferred when the rivet is seated in soft material. The countersunk head style provides a smooth offside surface and sufficient clearance for moving parts which pass over the rivet head.
<b>Material</b>	<i>Rivet:</i> Low carbon steel <i>Mandrel:</i> Low carbon steel.
<b>Shear Strength</b>	See above table for typical shear strength (assumes stem is in shear plane).
<b>Tensile Strength</b>	See above table for typical tensile strength.