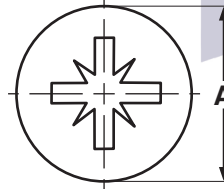
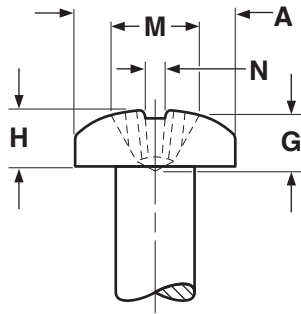


# Self-Tapping Screws

# Head Dimensions

Pan Pozidriv® /  
Truss 6-Lobe



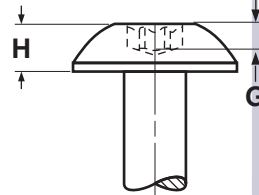
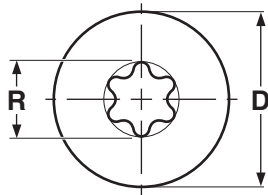
SUPPLY CORP.

est. / 1946

## POZIDRIV® (TYPE 1A) PAN HEADS FOR SELF TAPPING SCREWS

ASME B18.6.4-1998

Nominal Size	A		H		M		G		N	Recess Penetration Gaging Depth		Driver Size
	Head Diameter		Height of Head		Dimensions of Recess							
	Max	Min	Max	Min	Diameter		Depth		Width	Max	Min	
2	.167	.155	.062	.053	.104	.091	.064	.048	.028	.053	.037	1
4	.219	.205	.080	.070	.122	.109	.083	.067	.029	.072	.056	1
6	.270	.256	.097	.087	.162	.149	.092	.074	.040	.076	.058	2
8	.322	.306	.115	.105	.177	.164	.108	.090	.041	.092	.074	2
10	.373	.357	.133	.122	.193	.180	.124	.106	.041	.108	.090	2
12	.425	.407	.151	.139	.254	.241	.139	.121	.056	.117	.099	3
1/4	.492	.473	.175	.162	.273	.260	.159	.141	.057	.137	.119	3



FITTING

SUPPLY CORP.

est. / 1946

## SIX-LOBE DRIVE TRUSS HEADS

Screw Size	D		H		R	G	Driver Size	
	Head Dimensions				Recess Dimensions			
	Head Diameter		Head Height		Ref	Gauge Penetration Min		(Fallaway) Max Penetration
4	.257	.241	.069	.059				
6	.321	.303	.086	.074	.111	.035	.022	T10
8	.384	.364	.102	.088	.132	.045	.026	T15
10	.448	.425	.128	.113	.155	.055	.031	T20
12	.511	.487	.134	.118	.178	.070	.036	T25
1/4	.573	.546	.150	.133	.200	.070	.040	T27
5/16	.698	.666	.183	.162	.266	.105	.047	T40
3/8	.823	.787	.215	.191	.312	.130	.055	T45