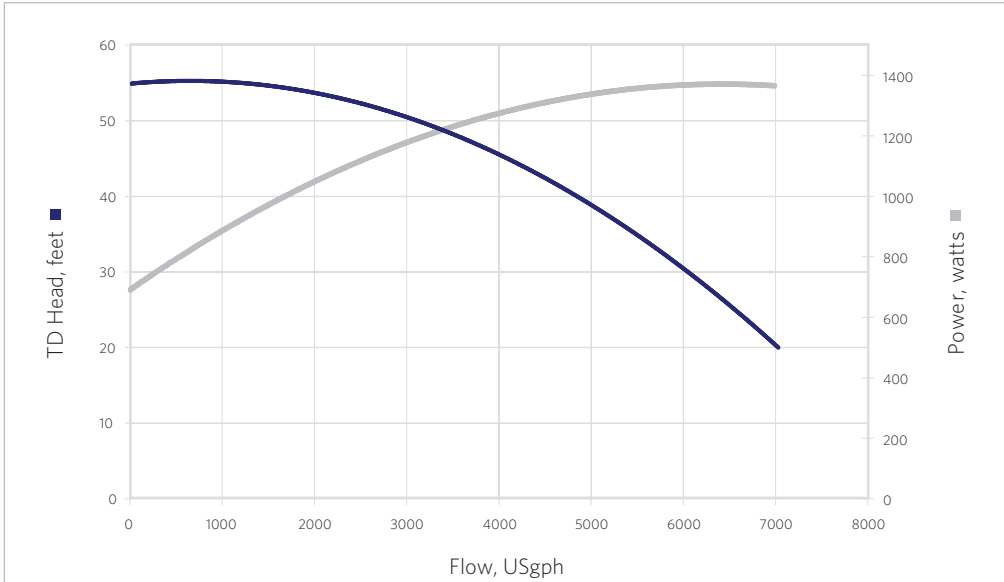



Sequence® Power 1000 Series - Model 8500PWR55


For the application that demands high performance, we offer the Sequence® Power 1000 Series with abundant flow and pressure. The Power 1000 puts the horsepower and efficiency into the pressure side of the performance requirement but maintains flow rates that will meet the most challenging of scenarios.




Flow At Total Dynamic Head	10'	20'	30'	40'	50'
GPM	130	118	100	80	53
GPH	7800	7080	6000	4800	3180



3 YEAR LIMITED WARRANTY



8 FOOT CORDSET



TEFC FANCOOLED MOTOR

MODEL	8500PWR55
INLET	1.5"
DISCHARGE	1.5"
MAX FLOW (gph)	8500
MAX HEAD (feet)	55'
MAX POWER (watts)	1385
MAX CURRENT (amps)	5.38
@ (volts)	230
MOTOR HP	1.5
MOTOR TYPE	56J
MOTOR ENCLOSURE	TEFC
IMPELLER	6T-3.85"