




# Honda VTX Adapter Ring Installation







**Inspect everything and make sure everything fits snug. Make sure Not to over tighten the screws to the stock plastic housing. I recommend adding a small amount of thread lock to the screws prior to installation. Now plug in the light plug to the bike's wire harness and mount the stock housing back into the stock headlight bucket and Enjoy your New DayMaker. Ride Safe.**

**Thank you for your Business!**

