



*Fine Line Creative Arts Center  
Celebrating 40 Years  
fall 2019*





40th Anniversary .....	3	Guest Artist Workshops 2020 Preview.....	5
Art History.....	6	Jewelry/Fine Metalwork.....	27
Basketry.....	19	Knitting.....	16
Blacksmithing.....	25	Lampwork.....	23
Books and Papermaking.....	7	Membership.....	32
Braiding.....	13	Metal Clay .....	28
Collage.....	8	Painting .....	9
Design a Class.....	3	Photography .....	11
Drawing.....	8	Pottery.....	29
Dyeing.....	14	Private Instruction .....	31
Enameling.....	28	Registration .....	31
Fabric and Surface Design .....	14	Sewing.....	13
Facility Map.....	33	Spinning .....	16
Felting.....	15	Upcoming Events.....	2
Glass Blowing.....	24	Weaving.....	17
Glass Fusing.....	20	Wood.....	29
Guest Artist Workshops.....	4		

## From Our Director

FL@40! This has been a busy and exciting year so far and we're not done! The new glass blowing studio opened on June 1st and Alan has been busy teaching and looking forward to more. Construction is underway for the separation of the Metals/Glass Jewelry studios and we are having our ribbon cutting ceremony on August 8th. Classes will begin in the fall.

Our main event FL@40 Party will be held on September 27th at the Q Center in St. Charles. This will be a fabulous night of Fine Line history, connecting with friends, live music, silent and live auctions and wonderful food. I hope you can join us and bring your friends – you won't want to miss this!

October brings Uncommon Threads to the Q for another wonderful wearable art experience. Mark your calendar for October 20th.

November 23rd has David Roth back in our Kavanagh Gallery for what I'm sure will be a packed show. If you haven't seen him before – he is well worth the listen! Tickets go on sale August 1.

Our 40th Anniversary year has started with a wonderful show in the Kavanagh Gallery – FL@40 Roots and Wings. It is a combination of original faculty (roots) and current faculty (wings).

Of course, we will close the year with the Artisan Gift Sale **Christmastime at Fine Line** which opens December 6th this year.

I hope you enjoy our fall class schedule. We have many new classes as well as our core offerings. Art is important to our well being and is such a great way to escape the hecticness that life can bring. We offer adult classes for all ability levels – it's never too late to try something new!

Fine Line offers two **scholarships** per semester under the Pat Ostewig Memorial Scholarship Program. These scholarships are open to anyone interested in taking classes at Fine Line. Applications are on our website and are due August 1st for the fall semester.

Please remember we will be closed for a semester break from August 11 – 25 and over the Labor Day weekend (Aug. 31 – Sept. 2). Class registration is always available online at [www.fineline.org](http://www.fineline.org).

We believe in a world where everyone is inspired to live a creative life.

*Looking forward to seeing you here!*

**create. yourself.**



*create. yourself.*



## Upcoming Events

### September

- Aug 31 2 Closed for Labor Day  
3 Fall Classes Begin  
6 Ribbon Cutting for New Glass Studios: 4:30 – 5:30pm  
6 “Chroma” Opening Reception: 6 – 8pm  
27 40th Anniversary Party at the Q Center: 6pm – 10pm

### October

- 17 “A Weavers Journal of Endangered Wildflowers”  
Opening Reception 6 – 8pm  
20 Uncommon Threads Wearable Art Runway Show

### November

- 23 David Roth Concert  
28 - Dec 1 Closed for Thanksgiving

### December

- 6 Artisan Holiday Market – Opening night  
22 - Jan 5 Closed for Winter Break

### January

- 6 Re-open  
11 Exploration Day



### office, gallery & shop hours

Mon – Sat, 10am – 5pm

### classes

Mon – Thurs, 9am – 9pm

Fri & Sat, 9am – 5pm

Closed Sundays & Holidays

*create. yourself.*

## Design A Class!

Want to take a class with us? Can't fit it into your schedule? Create your own class! Round up three or more friends that want to take the same class, come up with a short list of possible dates and times, and contact our Program Director, Jodi Younglove, [jodi@fineline.org](mailto:jodi@fineline.org) to discuss your options. Jodi will put together some options for you and before you know it, you will be in the classroom. Please note that we must have at least four students for this to run. Most classes can accommodate up to eight students.

Are you interested in a class that we offered in the past that's not on our current class roster? Contact Jodi and she will make every attempt to make that happen as well.

So go ahead and let your inner creative juices flow! Gather your favorite friends, coworkers, or family members, and come enjoy a class that has been created just for you and your special group.

### The Early Bird gets dollars off!

That's right – register for a Fall class from July 15 – 19 and receive a discount.

In the shop – **Early Bird**

Online – use code during checkout  
Member code (includes member and  
early bird discounts) – **clm**

Non-member code – **eb**





## Guest Artist Workshops

### ABSTRACT SYMBOLIC EXPRESSIONS

**Instructor:** Shirley Blake

Artists will enjoy using our everyday symbols in their abstract painting. Examples and exercises are demonstrated, connected to other painting criteria, and critiqued with the goal of the completed piece relating to others.



**Friday and Saturday: September 20, 21**

9:30 am – 4:30 pm

**Class Price:** \$275

**\*Member:** \$250

### MIXED MEDIA EXPLORATION

**Instructor:** Karen Sako

This Class will push your creative design sense. Explore, create and have a blast doing it!

In this one-day workshop you will loosen up and explore different ways to combine a variety of materials in interesting and exciting ways. With an emphasis on basic design principles you will use different substrates and materials such as; charcoal, pastels, acrylics, india ink, paper, image transfers and more. There will be several projects and demos throughout the day. No mixed media experience is necessary.



**Saturday: October 12**

10 am - 5 pm

**Class Price:** \$135

**\*Member:** \$110

**Materials Fee:** \$10

### MAKING HANDWOVEN GARMENTS

**Instructor:** Joan Berner

In this three day class, you will learn how to select patterns appropriate for handwovens, make and fit a muslin, and we will talk about sewing techniques to appropriately work with Handwovens. You will not actually sew a handwoven garment. Samples will be made to take home but that is the extent of the actual sewing.



**Thursday - Saturday: November 7 – 9**

9:30 am – 4:30 pm

**Class Price:** \$375

**\*Member:** \$350

**Materials Fee:** \$5

### LETTING THE FIGURE SPEAK

**Instructor:** Linda Lewis

In this 2-day, hands on, workshop the focus will be on a 1/2 piece (thighs or waist up) where I demonstrate everything above the thighs. You will learn arms, hands, head, facial features, hair and also how to use body language to support the idea of your sculpture. You will work along as I demonstrate but will need time after the workshop to finish up on your own.



**Friday, Saturday: November 15, 16**

10 am - 5 pm

**Class Price:** \$400

**\*Member:** \$375

## Guest Artist Workshops 2020 PREVIEW

### PORCELAIN POTTERY WITH DELORES FORTUNA

**Instructor:** Delores Fortuna

Join Delores for a slide presentation on Friday evening followed by a combination of demo and hands on workshop Saturday. Don't miss the opportunity to see the wonderful ceramic artist in person. To learn more about Delores Fortuna, go here: [www.fortunapottery.com](http://www.fortunapottery.com)

**Friday: April 17; 6 pm - 7:30 pm;**

**Saturday: April 18; 9 am - 4 pm**

**Class Price:** \$145

**\*Member:** \$120



### BASIC FIT WORKSHOP - PATTERN ALTERATION

**Instructor:** Nancy Snead

You have been sewing for years but now you seem to be spending endless hours trying to get your garments to fit properly! Don't give up! Through much trial and error, I have developed easy and foolproof ways to customize the fit of your garments. I start with the Palmer Pletsch method and from there show you some additional shortcuts that will allow you to customize the fit of all your commercial patterns. This process is logical and sequential and easy to follow.

You will love knowing all your creations will fit you perfectly. The bodice is the hardest to fit and that is the focus of this class. No sewing machines needed for this workshop.

Class size is limited to 5 students to give you individual attention.

Nancy Snead is a Palmer Pletsch Certified Fit Instructor.

#### SESSION A

**Thurs - Sat: April 30 - May 2, 2020; 9 am - 4 pm**

#### SESSION B

**Thurs - Sat: May 14 - 16, 2020; 9 am - 4 pm**

**Class Price:** \$375

**\*Member:** \$350



### FLOWERS AND EDGING IN TURKISH LACE

**Instructor:** Victoria Ong

In this workshop, Victoria will teach beginners how to create edgings and a traditional scarf flower motif. Learning points: Knots and loops - the fundamental units in needle lace technique, increasing loops in a row, decreasing loops in a row, casting on new color or adding more thread, good practice with tail ends and undoing knots and mistakes, the effects of layering, the effects of outlining, the effects of linking petals. It is most important for participants to be comfortable with working with thread and needle, and have good vision, dexterity, and motor skills. All materials provided.



Learn more about Victoria and see her work at: [www.flowersinthreads.com](http://www.flowersinthreads.com)

**Saturday: May 16, 2020**

9 am - 4 pm

**Class Price:** \$120

**\*Member:** \$95

**Materials Fee:** \$5

### OPENING THE REALM OF ABSTRACTION

**Instructor:** Marianne Mitchell

This course is for realist painters wanting to incorporate more abstract "looser" expression in their work and for abstract painters seeking guidance in developing their expression. The focus will be on understanding the four phases involved in creating an abstract painting that engages emotionally and intellectually through the artist's handling of their chosen medium. Discussions, demonstrations and exercises will emphasize the relationship between emotional expression, compositional skill and technical facility while each student is supported on their artistic journey throughout the workshop.



**Friday - Sunday: June 12 - 14, 2020**

9:30 am - 4:30 pm

**Class Price:** \$475

**\*Member:** \$450



## DRAWING ON METAL

**Instructor: Deb Karash**


Who doesn't want to add a little color to their jewelry, or maybe your own patterns and images? This class focuses on my technique for drawing on metal with colored pencils. Learn to add color and excitement to your work with my special technique. In this 5-day class you should finish at least one pendant and several sample pieces. Fabrication techniques will be covered as time allows. All levels welcome.

**Fri - Sun: June 19 - 21, 2020**

**9:30 am - 4:30 pm**

**Class Price: \$525**

**\*Member: \$500**



## COLOR POWER - WITH TIM BOTTS

**Instructor: Tim Botts**

We will begin exploring color through black and white studies in value contrast and density. Exercises with colored paper and color mixing will help us understand hues and color schemes. We will also make responses to various types of music with experimental marks on paper. Opaque and transparent use of gouache, gradation through the letters, layering, and working dark and light on medium value paper will all be demonstrated along with opportunities to try each technique. A slide talk will illustrate color as a tool for a wide range of expressions. Knowledge of one writing style is recommended.

**Saturday: November 7, 2020**

**9 am - 4 pm**

**Class Price: \$145**

**\*Member: \$120**



# Classes

## Art History

**HENRI MATISSE (1869-1954)**

**Instructor: Sister Mary Boyd**

Henri was a diverse 20th century, French painter, sculptor and graphic designer, who experimented in different styles from Impressionism to Abstraction. He was a leader of the Fauve Movement early in his career. He is known for bold color and decorative design, which he used all of his long life.

**Tuesday: September 17**

**3:30 pm - 5 pm**

**Class Price: \$15\* not eligible for member or early bird pricing**



## FRENCH GOTHIC ARCHITECTURE

**Instructor: Sister Mary Boyd**

French Gothic architecture will be presented through examples from three cathedrals: Notre Dame, Rheims and Chartres. In light of the recent fire and rebuilding of Notre Dame, these studies will be especially interesting. Rheims displays a splendid unity of Gothic style. Those who love working with glass will delight in the glass of Chartres.

**Tuesday: October 15**

**3:30 pm - 5 pm**

**Class Price: \$15\* not eligible for member or early bird pricing**



## ART NOUVEAU CREATIONS OF ANTONI GAUDI AND HECTOR GUIMARD

**Instructor: Sister Mary Boyd**

Art Nouveau is a style of art, architecture and applied art popular between 1890-1910 as a partial reaction to the academic art of the 19th century. It was inspired by natural forms and structures, especially the curved lines of plants and flowers. Gaudi of Spain and Guimard of France created outstanding examples of this style in buildings, doorways, subway entrances and furniture.



**Tuesday: November 19**

**3:30 pm - 5 pm**

**Class Price: \$15\* not eligible for member or early bird pricing**

## Books and Papermaking

### TRAVELER'S JOURNAL

**Instructor: Carol Kazwick**

This hardcover journal has a unique painted cover and 5 removable and customizable signatures. It also has envelopes to hold your stash of odds and ends. Create an individual and creative journal that is also useful and practical. (This journal is a variation of the Artists' Journal- Spring 2018).

**Saturday: September 14**

**10 am - 1 pm**

**Class Price: \$70**

**\*Member: \$45**

**Materials Fee: \$30**



## ALTERED BOOK

**Instructor: JoAnne Laudolf**

We will prepare a vintage book for the different art techniques that we will applying to the pages. We will adhere some of the pages together, apply gesso and paint on some. Other pages can be folded or cut-out. We will further embellish the book with different altered papers, tissue papers, rubber stamps and many more techniques. This book will be unique and an original work of art!

**Saturday: November 2**

**11 am - 4 pm**

**Class Price: \$95**

**\*Member: \$70**

**Materials Fee: \$15**



## HAND PAPERMAKING WITH NATURAL FIBERS

**Instructor: Carol Kazwick**

**Kavanagh Building Surface Design Studio**

This class is a Fine Line autumn tradition and a favorite papermaking experience. We will collect various plants and flowers from around the barn and the prairie, process them, and use them to make beautiful and unique handmade paper.

**Friday: November 15, 10 am - 12 pm and**

**Saturday: November 16, 10 am - 3 pm**

**Class Price: \$100**

**\*Member: \$75**

**Materials Fee: \$25**





## Collage

### MASTERS OF 20TH CENTURY COLLAGE

**Instructor:** Carol Kazwick

In this class we will study the most influential collage artists of the 20th century: Matisse, Rauschenburg, Schwitters, Cornell and other artists. We will use the work of these artists as inspiration for collages we will create in class.

**Fridays: October 4, 11, 18**

**1 pm - 4 pm**

**Class Price:** \$120

**\*Member:** \$95

**Materials Fee:** \$25



### MIXED MEDIA

**Instructor:** JoAnne Laudolf

In this Mixed Media class we will dye tissue paper, alter National Geographic magazines with Citra Solv and Never Dull and do some image transfers. We will adhere these to a 10"x10" stretched canvas to create a one of a kind piece of art. Color Theory and Composition will be discussed along with the proper adhesives and paints and inks that are used in Mixed Media.

**Saturday: October 26**

**11 am - 4 pm**

**Class Price:** \$95

**\*Member:** \$70

**Materials Fee:** \$15



## Drawing

### COLOR PENCIL

**Instructor:** Kimberly Mullarkey

Try an exciting and versatile medium - colored pencil. It's a great tool to explore color and express your creativity. We will focus on color theory, composition, and drawing skills. Along with demonstrations, class critiques will be held and time for individual help.

This class is great for the beginner and those ready to go beyond! Supply list will be provided.

**Fridays: September 6 - October 11**

**9:30 am - 12:30 pm**

**Class Price:** \$200

**\*Member:** \$175



### NATURE ART IN GRAPHITE

**Instructor:** Sue Wegenerk

**Kavanagh Building Surface Design Studio**

Using graphite learn how to draw plants and natural subjects. We will learn how to draw complex specimens by breaking them down into simple shapes. We will work with several different papers and add a touch of watercolor towards the end of the session.

**Tuesdays: September 10 - October 1**

**1:30 pm - 4:30 pm**

**Class Price:** \$140

**\*Member:** \$115

**Materials Fee:** \$10



### DRAWING AND PAINTING BUTTERFLIES

**Instructor:** Karen Johnson

Practice drawing butterflies using specimens from the instructor's collection. Learn their anatomy and useful tips for drawing them accurately. Then paint one in acrylic on canvas and enjoy their beauty all year long.

**Wednesdays:**

**September 18 - 25**

**12:30 pm - 3:30 pm**

**Class Price:** \$95

**\*Member:** \$70



## Painting

### ARTISTIC EXPRESSION PAINTING WITH ACRYLICS

**Instructor:** Peggy Sue Seehafer

From ink thin to thick palette knife, acrylic medium offers a variety of ways to create artwork. We will explore many of the techniques so you are able to find your unique style. If you enjoy nature, realism or impressionism, join us for the exploration of what acrylics will lead you to create. Critiques, demos and lots of painting time, you will learn what stunning art you can achieve with acrylics.

**SESSION A**

**Thursdays: September 5 - 26**

**1 pm - 4 pm**

**SESSION B**

**Thursdays: October 17 - November 14 (no class Nov. 7)**

**1 pm - 4 pm**

**Class Price:** \$140

**\*Member:** \$115



### LARGE ACRYLIC ABSTRACTS

**Instructor:** Alyce Van Acker

Creating expressive abstracts, especially LARGE ones, is an exhilarating experience. We will use intuitive and expressive exercises, such as: mark making, color mixing, transfers, designing our own collage materials and acrylic mediums. Gathering these elements, we will expand layers to a larger scale and into engaging results. Come if you are filled with painting stamina.

**Tuesdays: September 10 - October 1**

**1 pm - 4 pm**

**Class Price:** \$190

**\*Member:** \$165



### NATURE FOCUS: POINTILLISM AND STIPPLING/ PAINTING AND DRAWING

**Instructor:** Gale Trausch

Try your hand at DOTS or STROKES using pen, watercolor, acrylic and/or alcohol markers. We will learn about pointillism and stippling as a unique style for any level of artist. Using greenery, flowers, insects, sea life and birds as our NATURE FOCUS, you will enjoy this style. Some drawing skills suggested.

**Wednesdays:**

**October 16 -**

**November 6**

**1 pm - 4 pm**

**Class Price:** \$140

**\*Member:** \$115

**Materials Fee:** \$15





## SECRETS OF PASTEL PAINTING

**Instructor:** Carol Zack

Delve into “The Secrets of Pastel Painting”! Select only your best soft pastels or oil pastels and enjoy quality time creating pastel paintings with award winning artist and teacher, Carol Zack. You will learn painting techniques that include: Making an Underpainting, Painting with Values, Working from your own photos, Using Professional Grade Pastels, as well as Best Framing Practices. Instructor led critiques and

best practices are emphasized. A great class for beginners to advanced painters. Instructor provides lots of one-on-one coaching. A very user-friendly painting medium to try.

### SESSION A

**Mondays: September 9 - October 14**

**1 pm - 4 pm**

**Class Price: \$200**

**\*Member: \$175**

### SESSION B

**Mondays: October 28 - November 25**

**1 pm - 4 pm**

**Class Price: \$170**

**\*Member: \$145**



## WATERCOLOR BOTANICAL ART

**Instructor:** Sue Wegener

We will learn how to use the traditional watercolor techniques used in botanical art. This class is all about control and detail. We will learn how to apply washes and finish with highly detailed dry brush techniques.

Work from specimens found in the gardens and prairie at Fine Line and other summer blooms.

**Tuesdays: September 10 - October 1**

**6 pm - 9 pm**

**Class Price: \$140**

**\*Member: \$115**

**Materials Fee: \$15**



## WATERCOLOR EXPLORATION

**Instructor:** Gale Trausch

Even long-time watercolor painters need to experiment and to ‘let go’ with this beautiful medium. As a long time artist and instructor, I have noticed that most beginner to intermediate watercolor artists need time to get to know the paint as well as the water activating the paint. In this class we will play and experiment without the stress of ‘making a painting’ while learning some basics theory and techniques. There are no prior drawing skills needed.

### SESSION A

**Wednesdays: September 11 - October 2**

**1 pm - 4 pm**

### SESSION B

**Wednesdays: November 20 - December 18 (no class Nov 27)**

**1 pm - 4 pm**

**Class Price: \$140**

**\*Member: \$115**

**Materials Fee: \$15**



## Photography

### USEFUL CAMERA SETTINGS EVERY PHOTOGRAPHER SHOULD KNOW

**Instructor:** Gabriela Gubanovic

Understanding how your camera works is one of the key elements to make beautiful images. This interactive, hands-on digital photography class will help you take control of your camera with ease and to achieve desired results.

#### SESSION A

**Monday: September 9**

**9:30 am - 12:30 pm**

#### SESSION B

**Saturday: September 14**

**9:30 am - 12:30 pm**

**Class Price: \$70**

**\*Member: \$45**



### HOW TO TAKE SHARP IMAGES

**Instructor:** Gabriela Gubanovic

Getting your photographs perfectly sharp is something that most photographers want – however, truly sharp images can be difficult to achieve. This workshop is created to help you improve sharpness in your images.

#### SESSION A

**Monday: September 16**

**9:30 am - 12:30 pm**

#### SESSION B

**Saturday: September 21**

**9:30 am - 12:30 pm**

**Class Price: \$70**

**\*Member: \$45**



## PHOTO CRITIQUE

**Instructor:** Gabriela Gubanovic

Show your 5 best photographs! Come in to showcase your images, receive feedback and get constructive ideas to improve your photography. Presenting, reviewing and analyzing photographs will help you sharpen your photographic eye and improve your photo judgment skills. This workshop will assist you to gain confidence, shoot better photos and also become a more insightful self-critic of your own work! This is an excellent opportunity to get feedback on specific skills learned in previous workshops, and your development as a photographer.



### SESSION A

**Mondays: September 23, Oct 21, Nov 18**

**9:30 am - 12:30 pm**

### SESSION B

**Saturdays: September 28, Oct 26, Nov 23**

**9:30 am - 12:30 pm**

**Class Price: \$120**

**\*Member: \$95**

## TAKE YOUR BEST SHOT

**Instructor:** Gabriela Gubanovic

During this workshop, we will map out the key factors of photography that will guide your decision-making process so that you always know what to do and how. It will help you master photography and creatively select the best setting for making the photograph you want.

### SESSION A

**Monday: October 7**

**9:30 am - 12:30 pm**

### SESSION B

**Saturday: October 12**

**9:30 am - 12:30 pm**

**Class Price: \$70**

**\*Member: \$45**





## LEARNING TO SEE CREATIVELY

Instructor: Gabriela Gubanovic

In this creative photography course, you will explore the concepts of composition and examine the elements of design. Through different exercises you will develop your artistic way of seeing and use your creative energy to make amazing images.

### SESSION A

Monday: October 14  
9:30 am - 12:30 pm

### SESSION B

Saturday: October 19  
9:30 am - 12:30 pm  
Class Price: \$70  
\*Member: \$45



## MAKING EDITING YOUR PHOTOGRAPHS FUN

Instructor: Gabriela Gubanovic

Editing photographs is not a new thing, photographers used a number of different methods to enhance their photos for ages. Professional photographers know post-processing can enhance the beautiful features they captured. Let's talk about what basic photo editing is and how you can use it to perfect your images.

### SESSION A

Monday:  
November 11  
9:30 am - 12:30 pm

### SESSION B

Saturday:  
November 16  
9:30 am - 12:30 pm  
Class Price: \$70  
\*Member: \$45



## CREATIVE PHOTOGRAPHY IDEAS AND TECHNIQUES

Instructor: Gabriela Gubanovic

Ready to discover some new techniques that you may not even have known your camera was capable of? Come in and learn some new photography tricks and refresh your favorite settings. You'll learn techniques, principles and rules of thumb you should consider when shooting your next photograph.

### SESSION A

Monday: November 4  
9:30 am - 12:30 pm

### SESSION B

Saturday: November 9  
9:30 am - 12:30 pm  
Class Price: \$70  
\*Member: \$45



## WHAT EVERYONE SHOULD KNOW ABOUT CAMERAS

Instructor: Gabriela Gubanovic

Thinking about buying a new camera? Or would like to learn more about what is the difference between digital cameras? Internet research can feel like translating from a different language. But it doesn't need to! In this workshop we will talk about everything you need to know about digital cameras. Point-and-shoot, DSLR, or mirrorless - we will have it covered.

### SESSION A

Monday: December 2  
9:30 am - 12:30 pm

### SESSION B

Saturday: December 7  
9:30 am - 12:30 pm  
Class Price: \$70  
\*Member: \$45



## SMARTPHONE PHOTOGRAPHY

Instructor: Gabriela Gubanovic

Smartphones give us the ability to capture and share photos with a camera that we carry with us, every day of our lives. During this course you will gain the skills and knowledge to produce high quality, creative images that will take your photographs to a whole new level.

### SESSION A

Monday: December 9  
9:30 am - 12:30 pm

### SESSION B

Saturday: December 14  
9:30 am - 12:30 pm  
Class Price: \$70  
\*Member: \$45



## Braiding

### ZEN ROCKS

Instructor: Michele O'Reilly

Zen Rocks are inspired by the work of Master Basket Weaver Deloss Webber. You will be able to select a rock in class or bring a nice smooth flat rock of your own. We will wrap using caning material provided by instructor.

Saturday: November 2  
10 am - 2 pm  
Class Price: \$80  
\*Member: \$55  
Materials Fee: \$5



## INTRO TO MACRAMÉ

Instructor: Lela Luetger

Learn, or relearn, classic macramé, the art of using simple knotting techniques to create beautiful works of art. Class covers basic knots, mounting, creating patterns, changing direction, and finishing. This class is a lead-in to micro macramé, macramé jewelry, and Cavendoli Knotting.  
Saturday: December 7  
10 am - 4 pm  
Class Price: \$95  
\*Member: \$70  
Materials Fee: \$10



## Sewing

### DESIGN STUDIO

Instructor: Kandace Brink

Advanced beginners and experienced sewers to this fun class where you will learn the basics of altering your commercial pattern to fit you. Topics include: Developing and fitting a sloper; creating and moving a dart and designing from concept to customized fit.  
Wednesdays: September 11 - October 16  
6 pm - 9 pm  
Class Price: \$205  
\*Member: \$180





## Fabric and Surface Design

### OPEN WORKSHOP THERMOFAX SCREEN PRINTING Instructor: Susan Infante

Open workshop for the curious, inexperienced, or practiced thermofax student. You'll learn proper printing techniques using thermofax screens and textile paints. We will discuss designs from clipart, script, and your own original black/white artwork. Designs are burned onto screens in seconds and prepared to print within a few minutes. You take home the samples you make in class, one squeegee, one half frame, and two screens burned with your choice of artwork. Other frame sizes and screens are available for purchase.

#### SESSION A

**Saturday: October 12**  
10 am - 1 pm

#### SESSION B

**Saturday: November 23**  
10 am - 1 pm  
Class Price: \$70  
\*Member: \$45  
Materials Fee: \$10



## Dyeing

### HAND DYED SILK SCARF Instructor: Dagmar Klos


We will use a Japanese technique known as stitched shibori to create images on a silk scarf. First you will dye the scarf in the color of your choice. Next, we will discuss design possibilities and how to stitch your scarf. You will get started on the stitching, which you will be able to finish at home. Two weeks later (in the second class) you will over dye your scarf. Come and spend some time creating a scarf for yourself or make a unique gift for someone. Extra scarves are available for purchase in the shop if you would like to make more than one.  
**Tuesdays: October 29, November 12**  
10:30 am - 1:30 pm  
Class Price: \$100  
\*Member: \$75  
Materials Fee: \$15



## Felting

### LANDSCAPE FELTING Instructor: Lela Luetger

Create a "painted" landscape in felted wool. You'll learn the process of wet felting, using water and agitation, to form a background for your picture. Next, you'll use a specialized felting needle to shape the elements of a dimensional landscape scene. Then finish it off with yarns and embellishments to give your piece a one-of-a-kind signature look.  
**Saturday: September 7**  
10 am - 4 pm  
Class Price: \$95  
\*Member: \$70  
Materials Fee: \$16



### NEEDLE FELTED AUTUMN DISPLAY Instructor: Lela Luetger

Create a cornucopia of needle felted autumn festoons. Use wool roving to make lifelike pumpkins, gourds, acorns, colorful fall leaves and fantasy seasonal flowers.  
**Saturday: September 28**  
10 am - 4 pm  
Class Price: \$95  
\*Member: \$70  
Materials Fee: \$10



### FELTED JEWELRY

**Instructor: Lela Luetger**

Create one-of-a-kind jewelry in felt. Make beads and bangles, cuffs and neck-pieces. Learn techniques in both wet and needle felting. Combine your felt work with traditional jewelry materials for a truly unique piece.  
Intermediate Skill)  
**Saturday: October 19**  
10 am - 4 pm  
Class Price: \$95  
\*Member: \$70  
Materials Fee: \$10



### FELT AN ELF

**Instructor: Lela Luetger**

Needle felt a sprightly elf. Let your artistic soul loose and create your own personal fairy. Be it a holiday elf, a woodland elf, a Keebler elf, or even an Elf Herself, you'll learn the basics of sculpting a poseable felt figure. All levels of experience welcome.  
**Saturday: November 9**  
10 am - 4 pm  
Class Price: \$95  
\*Member: \$70  
Materials Fee: \$10





## Knitting

### HAND KNITTING HELP

**Instructor:** Heather Winslow

Do you have an unending list of knitting projects you would like to try but perhaps you don't have the expertise to follow through by yourself? This class is designed for the knitter (advanced beginner & up) who wishes to pursue more advanced patterns in a group setting with an instructor for individual help. Various knitting techniques will be presented as the class desires.

**Thursdays:** Sept 26, Oct 3, 31, Nov. 14, 21

10 am - 12 pm

**Class Price:** \$120

**\*Member:** \$95



### RIPPLE FABRICS ON A KNITTING MACHINE

**Instructor:** Connie Blieszner

Ripple fabrics are double knit textiles with pin tucks or nops on the surface of the knitting. The fabrics can be rippled over the entire surface or in pattern and they can incorporate multiple colors. In this class, students will explore the structure of ripple fabrics and potential applications for these textiles. This class is for students who know how to use a knitting machine with a ribber.

**Thursdays:** October 3 - 24

10 am - 12 pm

**Class Price:** \$105

**\*Member:** \$80

**Materials Fee:** \$3



### KNITTING BRIOCHE ON A KNITTING BOARD

**Instructor:** Connie Blieszner

Brioche stitch is a popular stitch structure, usually knit on needles. The knitting board, or rectangular loom, is ideally suited to knitting plain brioche. In this class, students will learn to knit 2 color brioche on a knitting board and make scarves with different colors on each side. No previous knitting board experience is necessary. Casting on and binding off with the knitting board will also be taught. The month between classes is time for knitting. If there are questions on equipment and materials needed, please e-mail the instructor at [knittingmachines@fineline.org](mailto:knittingmachines@fineline.org)  
**Saturdays:** October 5, Nov 2  
10 am - 1 pm  
**Class Price:** \$95  
**\*Member:** \$70  
**Materials Fee:** \$3



## Spinning

### GLORIOUS COLORS FOR SPINNING

**Instructor:** Heather Winslow

It is so exciting to prepare fiber in a combination of colors and then watch what happens when you spin them into yarn. In this class we will play with some of the infinite ways you can blend colored wool fiber on a drum carder to create a glorious garden of multi colored yarn. At least 2 drum carders will be available for use but bring your own if you have one blending board.  
**Saturday:** October 5  
9 am - 1 pm  
**Class Price:** \$80  
**\*Member:** \$55  
**Materials Fee:** \$15



## Weaving

### INTRO TO WEAVING I

**Instructor:** Michele O'Reilly

Try your hand at Weaving by completing your first project of a Scarf in just 2 full days. You will choose your fiber of Wool, Cotton or Bamboo; then wind the warp, dress the loom, and weave your scarf. This class will give you a complete taste of the weaving process.

**Prerequisite:** None

**Next suggested Class:** Log Cabin / Beginning Weaving / Beyond Beginning Weaving / Weaving Fundamentals II- Twills

#### SESSION A

**Saturdays:** September 14, 21

9 am - 5 pm

#### SESSION B

**Saturdays:** November 16, 23

9 am - 5 pm

**Class Price:** \$185

**\*Member:** \$160

**Materials Fee:** \$28



### RIGID HEDDLE WEAVING

**Instructor:** Robin Schoenburg

Weave a one of a kind scarf while learning to weave on the user friendly rigid heddle loom. You will learn how to thread the loom, weave and finish your handwoven scarf. The first-class session we will determine what yarn from your collection of leftovers and odd skeins will work best for your scarf or I can help you select appropriate yarns from our shop. Smoother sport weight to worsted weight yarn is best. Bring to class, scissors, tape measure, smooth medium weight yarn.

#### SESSION A

**Tuesday - Thursday:** September 17, 18, 19

1 pm - 4 pm

#### SESSION B

**Tuesday - Thursday:** December 17, 18, 19

6 pm - 9 pm

**Class Price:** \$115

**\*Member:** \$90



### THE SIZZLE AND SPUTTER OF CRACKLE WEAVE

**Instructor:** Beth Duncan

Crackle Weave is a go-to for weavers who enjoy color and structure. Students will warp their loom prior to class. Class will include understanding and designing crackle drafts. Samples are woven on your own loom. Examples and clear instructions are given for each new treadling. You should be comfortable with dressing your loom, and understanding drafts to take this. You'll experiment with treadlings, tie-ups and color to experience the subtlety and/or vibrance of Crackle Weave. You'll also learn the fundamentals of drafting crackle so that you can understand the structure and design your own Crackle Weave.  
**Tuesday - Thursday:** September 24 - 26  
9:30 am - 4:30 pm  
**Class Price:** \$225  
**\*Member:** \$200  
**Materials Fee:** \$8



### BEYOND BEGINNING WEAVING

**Instructor:** Robin Schoenburg

This class is for weavers who have taken a beginning weaving class where they have wound a warp and dressed a loom and are ready to learn more. Each class will have a 15 to 20-minute lecture or demonstration on different topics addressed in weaving. The first class each student will plan a project and choose suitable materials which they will then purchase. The following classes, the students will work on their individual projects. Students must have completed Introduction to Weaving or Beginning Weaving, the Lengthened Approach.  
**Tuesdays, Thursdays:** October 1 - 24  
6 pm - 9 pm  
**Class Price:** \$245  
**\*Member:** \$220





## IRRESISTIBLE INLAY

**Instructor: Heather Winslow**

Unlike most weaving, Theo Moorman inlay technique allows you to create an isolated tapestry-like image of any shape or size, wherever desired on the surface of the background cloth. During this three-day workshop, the versatility of this structure will become apparent as you weave samples on a pre-warped 4-H loom. You will learn to adapt the technique for various uses through fibre selection, placement of design elements, weaving with a cartoon, and incorporating threading variations to suit special needs. Instructions for setting up your loom before class are online.

**Tuesdays: October 1, 8, 15**

**9 am - 4 pm**

**Class Price: \$215**

**\*Member: \$190**

**Materials Fee: \$10**



## HANDWOVEN SWEATERS

**Instructor: Heather Winslow**

You love sweaters but you don't knit? Borrow a garment style that has traditionally been hand knit and design it using handwoven fabric. On Oct 3 we will discuss a number of sweater styles, sleeve variations, and recommended yarns to choose from. You will weave your fabric at home and bring it to class in February ready to fit your "muslin" sweater; construct your handwoven sweater; and add those innovative finishing details that make it a one-of-a-kind treasure.

**Thursday: October 3,**

**1 pm - 3 pm and**

**Wednesday - Friday:**

**February 12 - 14,**

**9 am - 4 pm**

**Class Price: \$180**

**\*Member: \$155**

**Materials Fee: \$10**



## WEAVING - LOG CABIN

**Instructor: Michele O'Reilly**

Learn to take your Intro to Weaving skills to now working with a Color & Weave technique - Log Cabin. You will reinforce the skills learned and build on them by selecting 2 colors to create an interesting optical pattern. You will again wind your warp, dress the loom, and weave either a scarf or table runner.

Prerequisite: Intro to Weaving

Next suggested Class:

Beginning Weaving / Beyond

Beginning Weaving / Weaving

Fundamentals II - Twills

**Saturdays: October 19, 26**

**9 am - 5 pm**

**Class Price: \$185**

**\*Member: \$160**

**Materials Fee: \$28**



## LEARN TO WEAVE, THE LENGTHENED APPROACH

**Instructor: Beth Duncan**

Learning to Weave, the Lengthened Approach allows you to use the week to submerge yourself in the weaving process. You will learn how to measure the warp, dress the loom, and weave. As the week progresses, learn more techniques, history and why weaving is an incredible and exciting craft.

**Monday-Friday: October 28 - November 1**

**9:30 am - 4:30 pm**

**Class Price: \$340**

**\*Member: \$315**



## DENISE KAVANAGH MIXED WARP SHAWL

**Instructor: Robin Schoenburg**

This is a project class in which we will use 5-8 novelty yarns and a filler yarn to weave a mixed warp shawl. It was a favorite entry level project of Denise's. Students must have taken Intro to Weaving or Beginning Weaving. We will choose yarns and wind warp on the first day. Bring any yarn you hope to incorporate, we will discuss suitability in class. Students will purchase their own materials. Students will need to allow time to weave outside of class time.

**Tuesdays and Thursdays:**

**November 5 - 14**

**1 pm - 4 pm**

**Class Price: \$140**

**\*Member: \$115**



## TWILL - QUEEN OF WEAVES

**Instructor: Heather Winslow**

Twills are the second most common weave structure and should be the second (after plain weave - the king) interlacement learned. Twills are incredibly diverse and versatile and could be woven for the rest of the weaver's career. This class is an introduction to the building blocks of twill so you can analyze existing twills and begin to consider designing your own.

This is a good class to take after Introduction to Weaving or as a refresher if you haven't woven for a while.

Prerequisite - have set up a loom at least once.

**Fridays: November 15, 22**

**9 am - 5 pm**

**Class Price: \$180**

**\*Member: \$155**



## Basketry

### TOTE BASKET

**Instructor: Ellen Phillips**

Nice basket to shop with or take to library or store your take along hand work project. Basic rectangle base layout. Start and stop rows with interesting color options. Traditional lashed rim. Cotton shaker tape handle incorporated into the basket or leather handles.

NOTE: ADDITIONAL FEE FOR LEATHER HANDLE MAKE ARRANGEMENT WITH INSTRUCTOR 2 WEEKS IN ADVANCE.

**Saturday: November 16**

**10 am - 5 pm**

**Class Price: \$100**

**\*Member: \$75**

**Materials Fee: \$25**



### WINE BASKET

**Instructor: Ellen Phillips**

Great basket for the wine lover, keep or give as a gift. D-handle and saddle that slides over the top to hold two wine glasses. Basic rectangle base layout. Start and stop rows with interesting color options. Traditional lashed rim.

**Saturday: December 14**

**10 am - 5 pm**

**Class Price: \$100**

**\*Member: \$75**

**Materials Fee: \$25**



### HEARTH BASKET

**Instructor: Ellen Phillips**

Beautiful basket to grace your hearth or fall table. Basic rectangle base layout with D-handle. Start and stop rows with and interesting stair step side technique. Traditional lashed rim.

**Saturday: October 5**

**10 am - 5 pm**

**Class Price: \$100**

**\*Member: \$75**

**Materials Fee: \$25**





## Glass Fusing

### FUSED GLASS BEGINNING AND BEYOND

**Instructor:** Amy Simpson

Open to the beginning and intermediate fuser, a good foundation in glass fusing is essential. Basic fusing concepts such as cutting and construction, how glass behaves at different temperatures, and firing schedules are among the topics to be covered. Beginning students will make test tiles and a panel requiring multiple firings. Additional projects will be made as time and materials allow. Experienced students may work at their own pace, choosing to participate in the weekly demonstrations and projects, or to work as though this class were an extended open lab.

**Tuesdays: August 27 - September 24**

**10 am - 1 pm**

**Class Price: \$215**

**\*Member: \$190**

**Materials Fee: \$70**



### FUSED GLASS WALL RIBBONS

**Instructor:** Amy Simpson

Create a pair of 24" long wall ribbons in this fun project class. Students will learn about the properties of glass fusing and cutting without needing prior experience in glass. In addition, forming and slumping of the ribbons allow what is flat to have a whimsical, curving shape. Beginners welcome!

#### SESSION A

**Friday: August 30**

**10am - 2pm**

#### SESSION B

**Thursday: October 24**

**5 pm - 9 pm**

**Class Price: \$95**

**\*Member: \$70**

**Materials Fee: \$30**



### FUSED GLASS: TAKING IT TO THE EDGE

**Instructor:** Amy Simpson

A solid foundation in glass cutting is essential in all fused glass work. Strip construction is one of the most versatile approaches in both furthering one's cutting abilities and in offering a variety of exciting design possibilities. Projects will include sculptural work, as well as plates. In addition to patterning and layout, nontraditional ways to color and stain glass will be explored. No experience needed for this rewarding technique.

#### Wednesdays:

**August 28 - October 2**

**1 pm - 4 pm**

**Class Price: \$250**

**\*Member: \$225**

**Materials Fee: \$90**



### FAUX WOVEN FABRIC VESSELS

**Instructor:** Amy Simpson

Replicate your family's tartan or your relative's favorite plaid shirt as you explore patterning in fused glass stringers. This rewarding fused glass technique involves no glass cutting, so the beginning student is welcome. Once fired, your glass fabric will then be draped over custom molds to give your piece the look of undulating cloth.

**Saturday: September 7**

**10 am - 2:30 pm**

**Class Price: \$100**

**\*Member: \$75**

**Materials Fee: \$55**



### AUTUMNAL WALL TOTEM

**Instructor:** Amy Simpson

Utilize the bounty of your gardens and combine organic materials with glass! Learn how to capture impressions from leaves and flowers in your glasswork and then use these custom-made components to create a fabulous pair of wall-totems. Multiple processes will be reviewed to add a personalized flair to your piece. Additional projects may be made as time and materials allow. While prior glass cutting and fusing experience would be beneficial, it is not required.

Beginners welcome!

#### SESSION A

**Wednesdays:**

**September 11, 18**

**5:30 pm - 9 pm**

#### SESSION B

**Saturday:**

**October 12, 19**

**10 am - 1:30 pm**

**Class Price: \$120**

**\*Member: \$95**

**Materials Fee: \$55**



### TIE-DYED FLOWER BOWLS

**Instructor:** Amy Simpson

Have fun with this easy method of blending glass powders into bright and cheerful patterns resembling tie dye. Learn how to utilize multiple sizes of frit in combination with your custom mixtures to create a set of three, 7" bowls and one, 10" bowl. This process is highly addicting and easy enough for anyone to enjoy. No fusing or glass cutting experience is required.

**Friday: September 13, 20**

**10 am - 1 pm**

**Class Price: \$115**

**\*Member: \$90**

**Materials Fee: \$45**



### OPEN LAB SUPER – SIZED

**Instructor:** Amy Simpson

Looking to finish off accumulated projects? Need the assistance of an experienced fused glass instructor to facilitate special projects? This lengthy open lab is access to the glass room! You may also choose what new project you wish to work on and the instructor will help guide you through its process for an individualized, mini-class. The small materials fee allows the student access to the Fine Line's collection of scrap glass, frits, and equipment. Materials for custom projects to be provided by the individual student.

**Tuesdays: October 1 - 29**

**10 am - 2 pm**

**Class Price: \$255**

**\*Member: \$230**

**Materials Fee: \$20**



### CORAL BOWLS

**Instructor:** Amy Simpson

Perfect introductory fused glass class for the ocean-lover! Not only will you learn how to fuse varying patterns to resemble coral formations, this class is an excellent introduction to strip cutting and basic fusing principles. Create two, nested coral bowls. No fusing or glass cutting experience is required. The larger bowl is 9" in size, while the smaller bowl is 6".


**Thursday: October 3**

**6 pm - 9 pm**

**Class Price: \$75**

**\*Member: \$50**

**Materials Fee: \$25**





## GET A REACTION IN GLASS! PROJECTS

**Instructor:** Amy Simpson

Explore the multitude of chemical reactions in glass and the effects of these reactions, which range from striking to subtle. Students will learn which glasses will create these reactions and how to incorporate the planned reactions into their designs. Additional techniques, recipes, and metal inclusions will also be reviewed. Instead of focusing on samples, this class will explore reactions as they occur in multiple projects. While prior glass cutting and fusing experience would be beneficial, it is not required.


**Wednesdays: October 9 - November 6**

**10 am - 1 pm**

**Class Price: \$215**

**\*Member: \$190**

**Materials Fee: \$75**



## FUSED GLASS MOSAICS

**Instructor:** Amy Simpson

Create a colorful fused glass panel with the look of traditional mosaics. This faux mosaic technique is friendly to those wishing to get a taste of fused glass without needing to take extensive classes. No fusing or glass cutting experience is required. Bring a friend for a fun and creative class!

**Friday: November 8**

**10 am - 3 pm**

**Class Price: \$110**

**\*Member: \$85**

**Materials Fee: \$25**



## FUSED GLASS ORNAMENTS

**Instructor:** Amy Simpson

Create your own sparkling holiday ornaments that will make your home, windows, or Christmas tree glisten! Choose from several designs to make 4 ornaments, or bring your creativity and style your own. After cutting and piecing together your designs from fusible glass, your ornaments will be fired in a kiln and ready for hanging.

Ornaments will be ready for pick up 7 days after the class. This is a great class for a beginner. Kids 5 and up welcome with parental accompaniment.

**SESSION A**

**Wednesday: November 20**

**6 pm - 9 pm**

**SESSION B**

**Thursday: December 12**

**10 am - 1 pm**

**Class Price: \$75**

**\*Member: \$50**

**Materials Fee: \$18**



## Lampwork

### BEGINNING FLAMEWORK GLASS BEADMAKING

**Instructor:** Allison Johnson

Attend this three-hour workshop and learn to make your own glass beads! Learn about the potential of glass as an art medium, try out the tools of the trade, be engaged with the magic of manipulating molten glass in the flame of a torch. Take part of

the historical practice ofamework. In this class you will learn the fundamentals of making glass beads and begin to manifest your own creative voice in glass. Topics that will be covered include tools and equipment, safety, properties of glass, manipulation of glass, annealing, and finishing beads. Plan to pick up your work on a later day so that it has time to anneal and cool slowly.

**Wednesday: September 4**

**6 pm - 9 pm**

**Class Price: \$70**

**\*Member: \$45**

**Materials Fee: \$15**



### HALLOWEEN DELIGHT

**Instructor:** Tara Wisniewski

The holidays are coming and there are a lot of fun beads that can be made. This one-day class will play with some simple ways to make cute Halloween and fall style beads. Make a few beads to make into earrings or a necklace for the fall. (Advanced beginner lampworking skills recommended for this class)

**Monday: September 9**

**6 pm - 9 pm**

**Class Price: \$70**

**\*Member: \$45**

**Materials Fee: \$15**



## FLAMEWORK IMPLOSION BEADS AND PENDANTS

**Instructor:** Allison Johnson

Join this framework glass bead making class and spend three hours focusing on your implosion technique. Basically, this is a method of drawing dots and lines with colorful glass stringers onto glass forms and encasing the designs with clear glass. When melted just right, beautiful floral and linear patterns can emerge. Once you are satisfied with the design, you can work on shaping your pendant form and making a bail for it to hang from. The best thing about making implosions is the fun process of the glass taking form in seemingly magical and unexpected ways. Plan to pick up your work on a later day so that it has time to anneal and cool slowly. Must have prior framework experience.

**Wednesday: October 2**

**6 pm - 9 pm**

**Class Price: \$70**

**\*Member: \$45**

**Materials Fee: \$15**



## ONE FISH, TWO FISH

**Instructor:** Tara Wisniewski

In this three-week class we will be making sculptural fish beads. We will discuss and work with several techniques to achieve different looks. The class will go over hollow bead making, stringer work and heat control. If time allows, we will discuss other nautical forms as well. Prior lampworking experience required. (Intermediate lampworking skills recommended for this class)

**Mondays:**

**October 7 - 21**

**9:30 am - 12:30 pm**

**Class Price: \$130**

**\*Member: \$105**

**Materials Fee: \$15**





## TROUBLE SHOOTING

**Instructor:** Tara Wisniewski

Is there that odd lampwork bead technique you just can't quite master? Confused why things aren't turning out quite the way you thought they would? Let's take two weeks to work on different skills you have wanted to master or skills you just wanted to learn for the sake of learning. (Advanced Beginner to Intermediate lampworking skills recommended for this class)  
**Mondays: November 4, 18**  
**9:30 am - 12:30 pm**  
**Class Price: \$105**  
**\*Member: \$80**  
**Materials Fee: \$15**



## Glass Blowing

### INTRODUCTION TO GLASSBLOWING

**Instructor:** Alan Shontz

In each session students will learn about the glass studio, its equipment, the tools used and the basics of glassblowing. Each student will have the opportunity to create their own piece of glass art with the assistance of the instructor from one of the following forms: a paperweight, a small vase, a stemless wine glass or a rocks glass. Pieces will be available for pickup a minimum of 48 hours following completion of the class. This is a 2-hour class for 2 people.  
**Please call shop for available dates and times**  
**Class Price: \$115**  
**\*Member: \$90**  
**Materials Fee: \$15**



## FURTHER EXPLORATIONS IN GLASSBLOWING

**Instructor:** Alan Shontz


The purpose of this class is to provide you a complete hands-on immersion into the tools, studio equipment and basic techniques so you can make an informed decision BEFORE you move onto advanced instruction. Areas to be covered include use of: tweezers, jacks, shears, diamond shears and blocks as well as gathering, marvering and blowing. This is a three-hour class for two people.  
**Please call shop for available dates and times**  
**Class Price: \$205**  
**\*Member: \$180**  
**Materials Fee: \$15**



## ADVANCED GLASSBLOWING INSTRUCTION

**Instructor:** Alan Shontz

The goal of advanced instruction is to teach you the skills required to make your own art glass. Advanced instruction is tailored to each student. Each session builds on your experience to hone and refine skills and focus on advanced techniques such as adding lip wraps, trailing color, creating overlays, pulling necks, making incalmo pieces, pulling and incorporating cane, creating and incorporating murrine. Most importantly it will focus on working hotter and thinner. (This is a 3-hour time slot.)  
Note: For safety, classes will be rescheduled should the heat index exceed 95 during class time.  
**Arrange with instructor**  
**Class Price: \$265**  
**\*Member: \$240**  
**Materials will be purchased in class**



## Blacksmithing

### BASIC IRON FORGING AND BLACKSMITHING

**Instructor:** Dan Caldwell

Learn the fine art of forge welding and techniques of blacksmithing, as well as some advanced processes and materials. This workshop will explore different types of metal-working processes used to produce decorative and functional items in iron. Work will focus on organic shapes in iron and copper. Some possible projects will include S hooks, metal punches or letter opener.  
NOTE: This class is a prerequisite for all other blacksmithing and knife making classes. This is a 1-day class. All other sessions are the same class offered at different times.

#### SESSION A

**Thursday: September 5**  
**9 am - 5 pm**

#### SESSION B

**Saturday: September 7**  
**9 am - 5 pm**

#### SESSION C

**Friday: September 20**  
**9 am - 5 pm**

#### SESSION D

**Saturday: September 21**  
**9 am - 5 pm**

**Class Price: \$120**

**\*Member: \$95**

**Materials Fee: \$25**



## WELDING FOR THE ARTIST OR HOBBYIST

**Instructor:** Dan Caldwell

Learn the basic tools and techniques of welding and torch cutting, using MIG, Stick and OX Propane torches. In this two-day class we will explore different types of fastening processes used to produce decorative and functional items. We will focus on learning the processes of welding-brazing, silver solder and riveting.

This class requires some physical activity. Only people with good wrist, arm and leg function should attend.

**Friday, Saturday:**  
**September 27, 28**

**9 am - 4 pm**

**Class Price: \$180**

**\*Member: \$155**

**Materials Fee: \$25**



## KNIFE FORGING

**Instructor:** Dan Caldwell

In this class, you will make a knife with a decorative exotic wood or antler handle. We will forge weld patterned Damascus blades as well as study traditional Japanese blade forging/heat treatment. Learn the basic tools and techniques used in bladesmithing and handle work. We will explore different types of processes used to produce functional knives. There will be many different kinds of exotic woods and other materials available for purchase like brass, copper and nickel silver.

Prerequisites: Prior blacksmithing knife/ metal forging or instructors consent.

**Fridays and Saturdays: October 18, 19, 25, 26**

**9 am - 5 pm**

**Class Price: \$345**

**\*Member: \$320**

**Materials Fee: \$50**





## BLACKSMITH TOOL MAKING & FORGING

Instructor: Dan Caldwell

Learn to make and forge your own tools, as well as heat-treating processes and tool steels. In this workshop, we will explore different forging processes used to produce functional tools. This class requires hammering and other vigorous physical activity. Only adults with good wrist, arm, shoulder, leg and hand/eye function should attend. Very long hair should be braided or worn back in a ponytail. Must have taken Beginning Blacksmithing before signing up for this class.

**Friday, Saturday:**

**November 1, 2**

**9 am - 5 pm**

**Class Price: \$205**

**\*Member: \$180**

**Materials Fee: \$45**



## VIKING AXE FORGING

Instructor: Dan Caldwell

Come make a Viking Belt Ax with a decorative functional wood handle.

We will forge weld the ax blade and study traditional forging/heat treatment. This class is designed to be challenging to the intermediate and advanced blacksmith/bladesmith. Learn the basic tools and techniques used in AX forging and handle work in this two-day class. Some attention will be given to various Viking carving motifs used to decorate the wood handle. We will explore different types of processes used to produce functional historic axes such as the pole, tomahawk/throwing and boarding ax.

**Friday, Saturday:**

**November 15, 16**

**9 am - 5 pm**

**Class Price: \$205**

**\*Member: \$180**

**Materials Fee: \$35**



## VIKING SWORD FORGING

Instructor: Dan Caldwell

You will learn how to take stock high carbon tool steel, using basic power and manual, hammering, forge it into a traditional Viking sword. Emphasis will be placed on traditional materials and techniques.

Prerequisite is to have taken the Knife forging Class in the last year, or consent of instructor. Only students with good balance, wrist/arm and shoulder strength should take this class. Note: If it's been over 12 months since you've last forged anything, please take the beginning blacksmith class or arrange for a private lesson.

**Tuesday - Saturday:**

**November 5 - 9**

**9 am - 5 pm**

**Class Price: \$405**

**\*Member: \$380**

**Materials Fee: \$65**



## LEATHER SHEATH MAKING FOR A KNIFE

Instructor: Dan Caldwell

In this class you will learn the skills of how to make a nice and professional looking sheath for your fixed blade knife that you can be proud of. We will concentrate on the form, layout as well as tooling designs, stitching, dyeing and finishing of the leather. Tools, snaps and heavy leather will be provided for a knife with up to a 7" blade.

**Wednesday, Thursday:**

**November 20, 21**

**6 pm - 9 pm**

**Class Price: \$105**

**\*Member: \$80**

**Materials Fee: \$35**



## Jewelry / Fine Metalwork

### BEGINNING TO ADVANCED JEWELRY AND METALSMITHING CONCEPTS

Instructor: Neil Anderson

You will use jewelry making tools, working with basic through advanced metalsmithing techniques, to create functional wearable objects in non-ferrous metals and other materials.

You will learn all the steps to make finished works. New students will make an etched copper bracelet and fabricated Sterling Silver band ring. Advanced students can use their experience to make more complicated projects. Materials will be purchased in class.

#### SESSION A

**Tuesdays: September 3 - October 8** (no class Sept 10)

**6 pm - 9 pm**

#### SESSION B

**Tuesdays: October 15 - November 12**

**6 pm - 9 pm**

#### SESSION C

**Tuesdays: November 19 - December 17**

**6 pm - 9 pm**

**Class Price: \$200**

**\*Member: \$175**



## DESIGN AND BUILD IT - JEWELRY!

Instructor: Claudia Engel-Rush

This class explores different techniques in jewelry making. Work with silver, copper or other raw materials to bring your ideas to life! You will be able to work with multiple techniques, some examples are: etching, lost wax casting, fabrication, stone setting and much more. Not everything can be covered in this session, but is available. This is open to ALL skill levels. Materials will be purchased in class.

#### SESSION A

**Thursdays: September 12 - October 24**

**1 pm - 4 pm**

#### SESSION B

**Thursdays: September 12 - October 24**

**6 pm - 9 pm**

#### SESSION C

**Thursdays: October 31 - December 19** (no class Nov 28)

**1 pm - 4 pm**

#### SESSION D

**Thursdays: October 31 - December 19** (no class Nov 28)

**6 pm - 9 pm**

**Class Price: \$260**

**\*Member: \$235**



## CHAIN MAILLE - HALF PERSIAN BRACELET

Instructor: Michele O'Reilly

Chain Maille is the craft of joining rings in a pattern to make an object or pattern. This class will work with the Half Persian Pattern and make a bracelet. This class is open to all levels of experience - beginners welcome and a less challenging pattern can be available if preferred.

**Saturday: October 5**

**10 am - 3 pm**

**Class Price: \$95**

**\*Member: \$70**

**Materials Fee: \$17**





## Metal Clay

### METAL CLAY INSECTS AND BUTTERFLIES

**Instructor:** Katherine Steinbring

Create a special brooch or pendant that incorporates a cabochon stone and bezel. Fit bezel wire to a cabochon (provided by instructor), seal the bezel wire without soldering. Embed the bezel wire in a metal clay base (the body of your creature). Embellish your piece with wings and other body parts. Set your cabochon after firing and polishing/adding patina. **STUDENTS MUST HAVE COMPLETED AT LEAST ONE METAL CLAY CLASS.**

#### SESSION A

**Saturdays: September 14, 21**  
10 am - 1 pm

#### SESSION B

**Wednesdays: November 13, 20**  
10 am - 1 pm  
**Class Price:** \$105  
**\*Member:** \$80  
**Materials Fee:** \$50



### INTRO TO METAL CLAY

**Instructor:** Katherine Steinbring

Create your own silver jewelry without sawing sheet metal or soldering! Using metal clay, you will create one or more pieces of original jewelry, usually a pendant, charms, or earrings. Your pieces will be fired while we break for lunch, and you will polish them after they are fired. You can go home wearing your very own silver creation!

**NOTE:** You will need to provide your own chain, cord, earring findings, etc.

**Saturday: November 2**  
10 am - 4 pm  
**Class Price:** \$100  
**\*Member:** \$75  
**Materials Fee:** \$40



## Enameling

### TORCH FIRED ENAMELING

**Instructor:** Robin Schoenburg

We're going to spend the day learning this fun art form. You will go home with a number of samples that you can use as charms. If you have your own jewelry tools, you are welcome to bring them but it is not required. All materials will be provided. We will be working with torches. Wear natural fiber clothing, closed-toe shoes and tie hair back. Bring a lunch.

**Friday: November 15**  
10 am - 4 pm  
**Class Price:** \$105  
**\*Member:** \$80  
**Materials Fee:** \$15



### METAL CLAY OPEN STUDIO

**Instructor:** Katherine Steinbring

Here is your opportunity to work on projects you never finished, create something completely new, or just experiment. The instructor will not present any specific projects but will be available to assist with almost any project you may wish to attempt. **STUDENTS MUST HAVE SUCCESSFULLY COMPLETED PREVIOUS METAL CLASSES.** \*Additional clay and supplies will be available for order and purchase.

**Wednesdays: October 9 - 30**  
6 pm - 9 pm  
**Class Price:** \$160  
**\*Member:** \$135  
**Materials Fee:** \$30



## Wood

### WOOD CARVING - BEGINNING TO INTERMEDIATE

**Instructor:** Ron Diller

Learn to carve relief and in the round (3 dimensional). In this class there is plenty of time available for one-on-one instruction. Choose from a variety of already designed projects or design a project especially for you. A project may take only one session but others may take more. Some rough outs/blanks will be available. Focus is on carving techniques in basswood but discussions/ demos will include carving knives, painting styles, wood burning, various carving woods and other techniques used to accentuate and complete a carving.

#### SESSION A

**Saturday: September 7**  
10 am - 2 pm

#### SESSION B

**Saturday: October 12**  
10 am - 2 pm

#### SESSION C

**Saturday: November 9**  
10 am - 2 pm  
**Class Price:** \$80  
**\*Member:** \$55  
**Materials Fee:** \$2



## Pottery

### CERAMICS - BEGINNING AND INTERMEDIATE

Learn a strong foundation on throwing and hand building functional ware. We will talk about different artist and their techniques so we can put them into practice. This class is designed to provide the basics for a strong foundation in wheel thrown and hand built ceramic forms. Build your basic skills and enhance your existing skills through demonstrations and individual instruction. Wheel throwing will focus on centering, shaping and creating basic vessel forms such as cylinders, vases, bowls, mugs and plates. Hand building will focus on slab and coil work to create one of a kind unique ceramic forms. All levels are welcome to attend, but the focus will be the foundations of ceramics with guidance for the intermediate student to further explore personal expressions in ceramics.

#### SESSION A

**Instructor:** Jonathan Pacheco  
**Mondays: September 9 - November 25**  
9:30 am - 12:30 pm

#### SESSION B

**Instructor:** Matt Brey  
**Mondays: September 9 - November 25**  
6 pm - 9 pm  
**Class Price:** \$385  
**\*Member:** \$360  
**Materials Fee:** \$25



### INTERMEDIATE CERAMICS

**Instructor:** Jodi Younglove

This class is designed for the intermediate or advanced student. Enhance your existing skills through demonstrations and individual instruction. Advanced hand building and throwing projects will be demonstrated.

**Tuesdays: September 3 - 19**  
9:30 am - 12:30 pm  
**Class Price:** \$385  
**\*Member:** \$360  
**Materials Fee:** \$25





**BASIC WHEEL THROWING**

**Instructor: Matt Brej**

This course will focus on building a solid foundation in wheel throwing skill, while emphasizing correct usage of basic techniques. More specifically, students will learn how to correctly throw the following forms: cylinder, bowl, and bottle. Once the students can throw these three basic forms, they will use them as building blocks for concept, form, or function. Students will be taught in a collaborative learning atmosphere, where all questions and comments are welcome. The class objectives will be challenging for students who have never used the wheel; however, the class is geared toward beginners.

**Tuesdays: September 3 - November 19**

**6 pm - 9 pm**

**Class Price: \$385**

**\*Member: \$360**

**Materials Fee: \$25**



**CERAMIC SCULPTURE AND SURFACES**

**Instructor: Jose Avalos**

This course offers the student an opportunity to create functional and non-functional ceramic artwork through the techniques of pinching, slab building, coiling and molding. Emphasis will be placed on sculptural aesthetic and surface techniques.

**Wednesdays: September 4 - November 18**

**9:30 am - 12:30 pm**

**Class Price: \$385**

**\*Member: \$360**

**Materials Fee: \$25**



**CERAMICS AND SURFACES -  
BEGINNING AND INTERMEDIATE**

**Instructor: Matt Brej**

In this class, students will gain a strong foundation on throwing and hand building ceramic vessels, while exploring techniques designed to personalize their basic pottery forms into unique works of art. Wheel throwing will focus on throwing mechanics, creating forms like vases, bowls, mugs, cylinders, and plates; Hand-building will focus on coil and slab construction to establish form. Secondary alteration will be strongly encouraged through various surface technique demonstrations like underglaze application, carving, and faceting.

All levels are welcome to attend.

**Wednesdays:**

**September 4 - November 18**

**6 pm - 9 pm**

**Class Price: \$385**

**\*Member: \$360**

**Materials Fee: \$25**



**CERAMICS - INTERMEDIATE AND ADVANCED**

This class is designed for the student with an established base of ceramic skills. The class will set goals and work toward those goals through demonstrations and guidance from the instructor. The class will focus on more complex ceramic forms, glazing and bringing your skills to the next level. Some areas that may be explored are combined forms, larger thrown/ hand-built forms, bottles, lidded forms, alternate firing techniques, glaze/surface decoration, as well as sculptural expressions. All levels are welcome but the main focus of the class will be taking your already established skills to the next level.

**SESSION A**

**Instructor: Jodi Younglove**

**Thursdays: September 5 - November 21**

**9:30 am - 12:30 pm**

**SESSION B**

**Instructor: Jay Walsh**

**Thursdays: September 5 -**

**November 21**

**6 pm - 9 pm**

**Class Price: \$385**

**\*Member: \$360**

**Materials Fee: \$25**



**Class Registration & Cancellation Policies**

**Classes taught by Fine Line faculty**

To reserve a space in classes or workshops, you are required to pay for all tuition and material fees in full. Please register for classes at least 7 days prior to when that class meets. If you withdraw from a class 8 days prior to the beginning, you will receive a refund less a \$10 cancellation fee. If you withdraw from a class 7 days or less prior to the class, you will not receive a refund. If a class is canceled, you will receive a full refund.

**Guest Artist Workshops**

Fine Line must commit to workshops well in advance. You may either pay for the workshop in full or pay a nonrefundable deposit of \$50 to register for the class. If you cancel more than 45 days before the class you will

receive a refund minus a \$50 cancellation fee. If you must cancel after the 45 days, you will not receive a refund. Perhaps you can find someone to take your place so your payment is not totally lost. If you use the \$50 non-refundable deposit, your balance for the workshop is due 45 days before the workshop begins. If Fine Line must cancel a workshop, your money will be refunded.

**Ways to register:**

Please visit us at: [fineline.org](http://fineline.org) to see our current listing of classes, sign-up and pay.

If you prefer you can call our shop during office hours: 10-5, M-Sat; 630-584-9443.

Or stop by the shop during office hours to register for your classes.

**Private Instruction**

Days, dates and times must be arranged with the instructor. Cost is \$50 per hour (\$30 for members) unless otherwise indicated. *Materials fee additional*

**Blacksmithing**  
*Dan Caldwell*

**Ceramics**  
*Jay Walsh*

**Dyeing**  
*Dagmar Klos*

**Fine Metals**  
*Claudia Engel-Rush*

**Weaving, Spinning  
and Hand Knitting**  
*Heather Winslow*

**Machine Knitting**  
*Connie Blieszner*

**Metal Clay**  
*Katherine Steinbring*

**Paper Making, Collage**  
*Carol Kazwick*

**Pastel Painting**  
*Carol Zack*

**Ply Split**  
*Michele O'Reilly*

**Thermofax**  
*Susan Infante*

**Sewing**  
*Robin Schoenburg*

**Watercolor**  
*Gale Tausch*

**Weaving, Spinning or  
PCW Fiberworks**  
*Jennifer Chou*

**Woodcarving**  
*Ron Diller*



# Membership

<b>Individual:</b>	<b>Two People:</b>	<b>Student 1 year:</b>
<b>1 year \$40.00</b>	<b>1 year \$75.00</b>	<b>\$30.00</b>
<b>2 years \$75.00</b>	<b>2 years \$145.00</b>	<b>(18-25 with valid school i.d.)</b>

## Benefits:

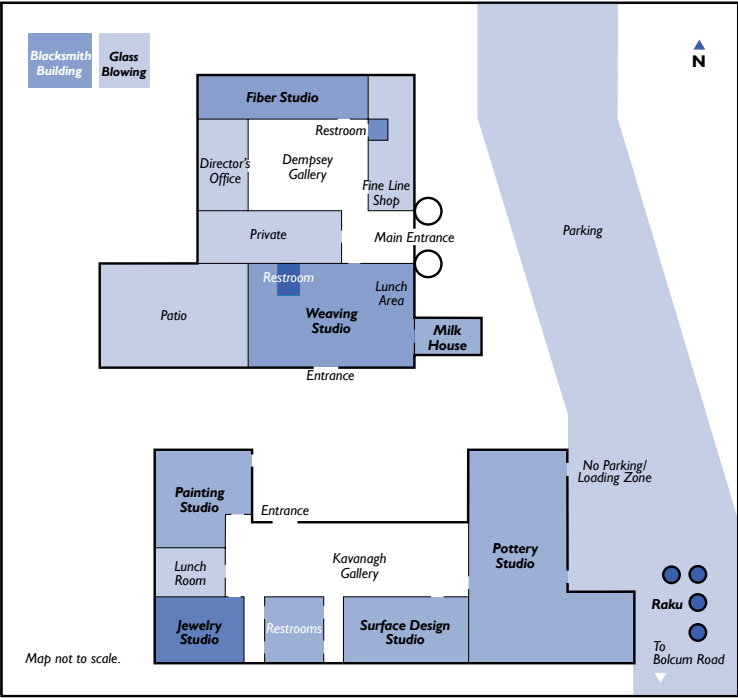
- All mailings including *Create. Communiqué.* (members newsletter) and invitations to all of our events.
- Discounts on classes and workshops
- Priority access for guest workshops
- Opportunity to jury into Dempsey Artisan Gallery and Artisan Gift Sale (Christmastime at Fine Line) which are member only shows.
- 10% discount on most items in the Fine Line Supply shop
- Summer member social

## Sustaining Memberships and Benefits: (one year)

<b>Ostewig Level</b>	\$200	Basic member benefits plus 2 concert tickets
<b>Dempsey Level</b>	\$500	Basic member benefits plus 2 concert tickets and 2 Uncommon Threads tickets with VIP seating.
<b>Kavanagh Level</b>	\$1,000	Basic member benefits plus 2 concert tickets, 2 Uncommon threads tickets with VIP seating and an exclusive preview to the Artisan Gift Sale (Christmastime at Fine Line)

Become a member online at: [fineline.org](http://fineline.org) or by calling the shop

# Facility & Location Map



The lunch area in the Weaving Studio and lunch room in the Kavanagh Building both have a microwave, refrigerator and pop machine.

## Fine Line Creative Arts Center

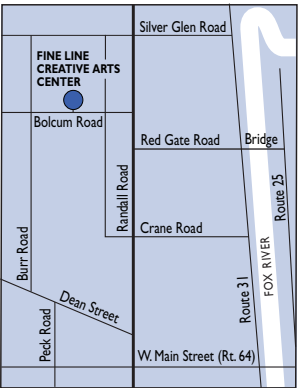
37w570 Bolcum Road  
St. Charles, IL 60175  
630.584.9443  
[info@fineline.org](mailto:info@fineline.org)  
[www.fineline.org](http://www.fineline.org)

## Here's How to Find Us

Coming West on I-90, exit at Randall Road. Go South (left) on to Randall. Go to Bolcum (approximately 8 miles). Turn West (right) onto Bolcum. Approximately 1 block past Crane Road is the new entrance to Fine Line. Across from the Primrose Soccer Fields.

Coming East on I-90, exit at Randall Road. Go South (right) on Randall to Bolcum Road. Follow above directions.

Coming East or West on I-88, exit at Orchard. Turn right and follow to Randall Road. Turn North (left) on to Randall Road. Go to Bolcum. (Bolcum is about 3 1/2 miles north of Route 64.) Turn West (left) on to Bolcum. Approximately 1 block past Crane Road is the new entrance to Fine Line. Across from the Primrose Soccer Fields.





FINE  
LINE

CREATIVE  
ARTS  
CENTER

**37w570 Bolcum Rd.  
St. Charles, IL 60175**



ILLINOIS  
**ARTS**  
COUNCIL  
AGENCY

This program is partially  
funded by a grant from  
the Illinois Arts Council