



Heatguard® 135 Series—Lead Free

DESCRIPTION

The Heatguard® 135 is a compact Thermostatic Mixing Valve that mixes hot water with cold to deliver tempered water at a constant temperature.

The Heatguard® 135 is specifically intended for use in conjunction with individual faucets and electronic sensor faucets.

The Heatguard® 135 is a compact, high specification product incorporating the latest in Thermostatic Technology. It features a robust design based on the expertise gained from years of experience in the design and manufacture of safety valves. Every valve is tested for performance on an automated testing station during the assembly process. The valve is third-party listed for individual point-of-use applications.

The Heatguard® 135 features a rapid response thermostatic element for superior control. The thermostatic element senses the outlet water temperature and reacts to maintain a constant delivery temperature even under changing flows or variations in supply temperatures or pressures. It provides stable operation at flow rates as low as 0.25 gpm (1.0 l/min). The valve also reduces the outlet flow to a trickle in the event of a cold water supply failure.

The Heatguard® 135 features a threaded cover over a spindle mechanism that requires a special tool to adjust the temperature. The special tool is provided with each valve.

The Heatguard® 135 has inlet connections to suit a 3/8" flexible hose connector or a compression connection to 3/8" OD tube. Also available with cold water bypass and elbow insert fittings. Supplied standard with integral check valves on both inlets to prevent cross-flow.



25686



25687

FEATURES AND BENEFITS

- Compact design and included mounting bracket:
Easily fits under or behind a single basin. Mounting bracket provides for a clean and secure installation.
- Accurate temperature control with flows as low as 0.25 gpm (1.0 l/min):
Increased user comfort and convenience, (especially with sensor faucets).
- Serviceable inlet strainer screens included:
Keeps debris from damaging check valves and other internal components.
- Robust, low complexity construction and total flow shut-off if cold supply fails:
Superior reliability and greater end user safety.
- Listed by IAPMO, CSA, and ASSE:
Inspector friendly, peace of mind!
- Use with SharkBite®:
Easily connect to the riser with SharkBite® 1/4" fittings and stops.

SPECIFICATION

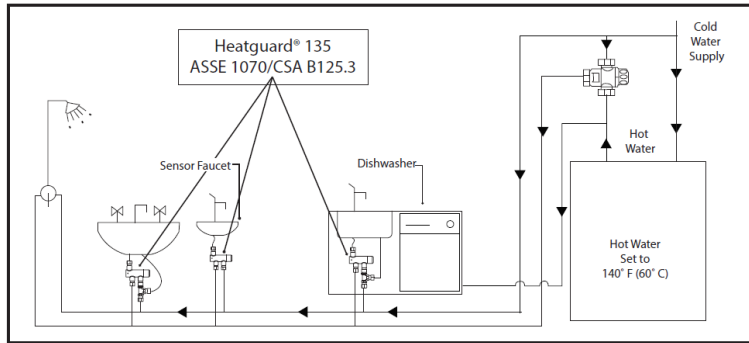
A Temperature Actuated Mixing Valve shall be installed at single point-of-use fixture to deliver hot water at a controlled temperature. The valve shall be certified to ASSE 1070 / ASME A112.1070 / CSA B 125.7 standards and third party listed. The temperature actuated mixing valve shall control the delivered water temperature via a regulating piston made from engineered polymer. The valve should have check valves at both inlets to prevent cross flow from hot to cold. The adjusting mechanism shall be protected by a threaded cover. The valve shall be a Cash Acme Heatguard® 135.



Heatguard® 135 Series—Lead Free

TYPICAL INSTALLATION

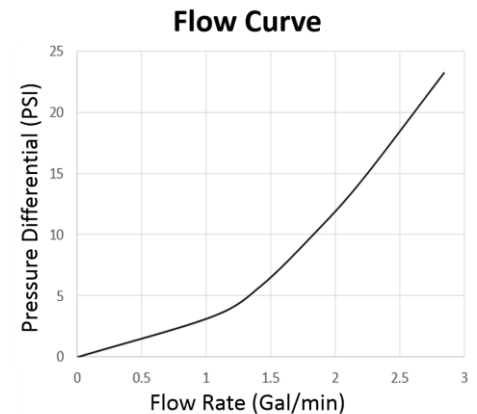
The Heatguard® 135 is a high performance thermostatic mixing valve designed to deliver mixed water to a single outlet. It can also be used to supply sensor faucets or two handle manual faucets.



SPECIFICATION DATA

Adj. outlet temperature range	100 – 120°F (38 – 49°C)
Factory set temperature range	105 – 110°F (40 – 43.3°C)
Temp. hot supply	120 – 180°F (49 – 82°C)
Temp. cold supply	39 – 80°F (4 – 27°C)
Maximum pressure	230 psi (1600 kPa)
Flow rate, minimum	0.25 gpm (0.95 lpm)
Flow rate, maximum @ 45 PSI	2.5 gpm (9.5 lpm)

Body	DZR Brass
Springs	Stainless Steel
Internal cap	Brass
Piston	Engineered Polymer
Inlet Strainer Screens	Stainless Steel



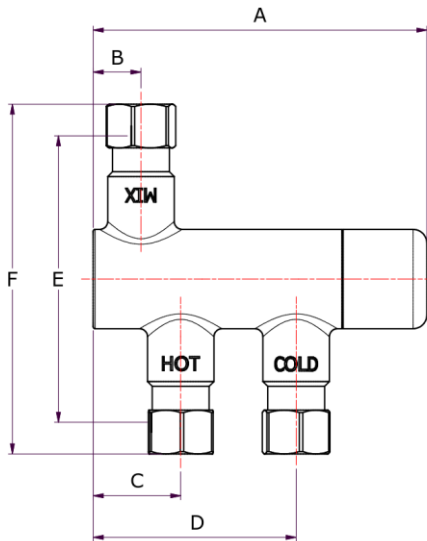
AVAILABLE CONNECTIONS

Compression	Suitable for 3/8" OD tube.
	Also available with cold water bypass tee.

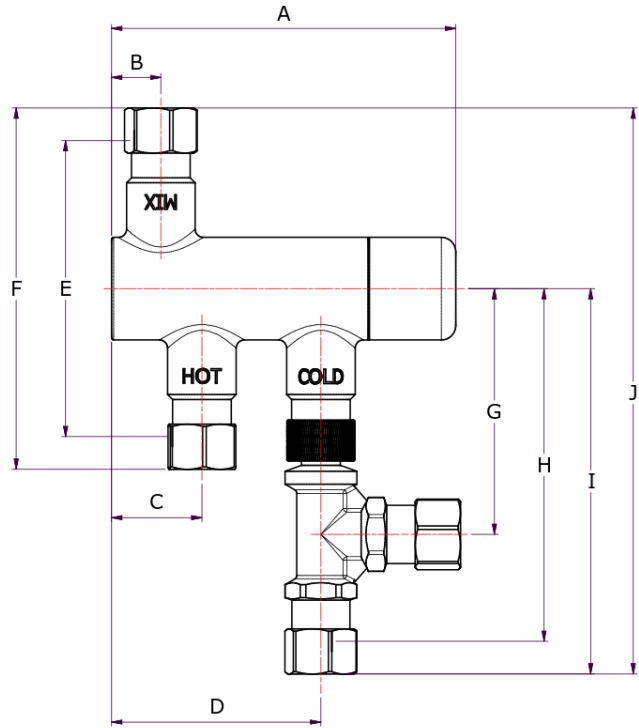
CERTIFICATIONS

The Cash Acme Heatguard® 135 LF is certified to ASSE 1070 / ASME A112.1070 / CSA B125.7, NSF 372, NSF/ANSI 61 and listed by ASSE, CSA, and IAPMO for use in accordance with U.S. and Canadian plumbing codes.

Heatguard® 135 Series—Lead Free



25686



25687

MODEL	INLET	OUTLET	MIN FLOW RATE (GPM)	DIMENSIONS (approximate)																Weight						
				A		B		C		D		E		F		G		H		I		J		lbs.	kg	
				in.	mm	in.	mm	in.	mm	in.	mm	in.	mm	in.	mm	in.	mm	in.	mm	in.	mm					
25686	3/8"	3/8"	0.25	3.3	83.9	0.5	12	0.9	22	2.0	51	2.8	72	3.5	88	-	-	-	-	-	-	-	-	-	0.70	0.32
25687	3/8"	3/8"	0.25	3.3	83.9	0.5	12	0.9	22	2.0	51	2.8	72	3.5	88	2.4	59.9	3.4	85.9	3.7	93.9	5.4	137.9	0.85	0.39	