


Empatia 16 wall/ceiling

1814018A

SPECIFICATIONS



Design By

Carlotta de Bevilacqua
Paola di Arianello

Collection

Design



Specifications

Delivered lumens	530lm
Light output ratio	48.18lm/W
Power consumption	11W
Led type	9W C.O.B.*
CCT (Correlated Color Temperature)	3000K
CRI (Color Rendering Index)	>80
Life expectancy	50000Hrs
Control type	On/Off
Input Voltage	120-277V
Driver	ROAL - 1 x RSLD035-12

Colors & Finishes

- Clear & Frosted (Diffuser)
- White (Body)

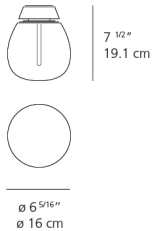
Materials

- Base in die-cast aluminum
- Diffuser in handblown glass clear towards the top and frosted at the bottom
- Light pipe in low absorption coefficient methacrylate
- Plate within diffuser in aluminum

Features & Accessories

- Diffuser allows for reflection of light without glaring and without losing efficiency
- Light pipe guides light to the diffuser

Dimensions



Packaging

1 Box

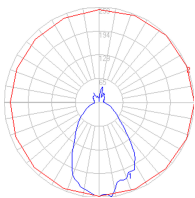
1 x 9-5/16" x 9-5/16" x 14-1/4" / 5.29 lbs - 23.5 cm x 23.5 cm x 36 cm / 2.4 kg

Light distribution

Direct

Luminaire weight

3.42 lbs / 1.55 kg



Red = Max Cd. Through Vertical plane

Blue = Max Cd. Through Horizontal plane

Warranty

5 year limited warranty,
Upon registration. Click here
to register your purchase.