


Lineacurve 6 mini dual wall/ceiling 2-wire dimming

SPECIFICATIONS

RDLCMB93506W



Design By

NA Design

Collection

Design



Specifications

Delivered lumens	516lm
Light output ratio	42.4lm/W
Power consumption	12.2W
Led type	2X5W Array*
CCT (Correlated Color Temperature)	3500K
CRI (Color Rendering Index)	>90
Life expectancy	50000Hrs
Control type	Dimmable 2-Wire**
Input Voltage	120-277V
Driver	HATCH - 1 x XTC32-0700P-UNV-I

**Reverse or forward phase (120v only)

Colors & Finishes

White

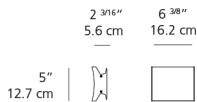
Materials

- Body in extruded aluminum
- End caps in aluminum

Features & Accessories

- Extrusion covers junction box dimension

Dimensions



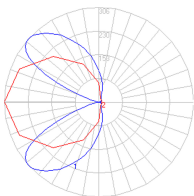
Packaging

1 Box

1 x 10-7/16" x 8-1/16" x 5-1/16" / 2.8 lbs - 26.35 cm x 20.32 cm x 12.7 cm / 1.27 kg

Light distribution

Direct/Indirect



Red = Max Cd. Through Vertical plane

Blue = Max Cd. Through Horizontal plane

Luminaire weight

2.01 lbs / .91 kg

Warranty

5 year limited warranty,
Upon registration. Click here
to register your purchase.