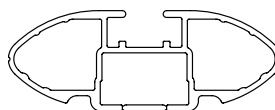
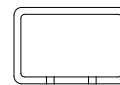




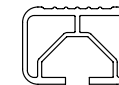
CROSSBAR IDENTIFICATION



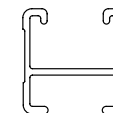
VA crossbar



Steel Euro crossbar



EURO crossbar

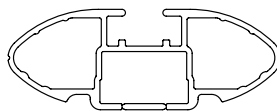


HD crossbar

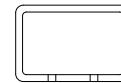
| Vehicle | Date | Crossbar | FRONT CROSSBAR | | | | | REAR CROSSBAR | | | | | |
|--|--------|----------|------------------------|-----------------------|-----------------------------------|-----------------------------------|----------------------------|----------------------------|-----------------------|----------------------|-----------------------------------|-----------------------------------|----------------------------|
| | | | Front Right Pad/ Clamp | Front Left Pad/ Clamp | Measurement strip length per side | Measurement strip length per side | Measurement Distance (x) | Foot plate arrow direction | Rear Right Pad/ Clamp | Rear Left Pad/ Clamp | Measurement strip length per side | Measurement strip length per side | Measurement Distance (x) |
| Holden Colorado Single cab RG | 06/12- | 1260mm | M506 SUB0247 | M505 SUB0247 | 179mm | 66mm | 1006mm / 39,39/64" | OUT | N/A | N/A | N/A | N/A | N/A |
| | | | Arrow OUT | | | | | | N/A | | | | |
| Holden Colorado Space cab RG | 06/12- | 1260mm | M506 SUB0247 | M505 SUB0247 | 180mm | 67mm | 1008mm / 39,11/16" | OUT | M368 SUB0247 | 175mm | 62mm | 998mm / 39,19/64" | OUT |
| | | | Arrow OUT | | | | | | Arrow OUT | | | | |
| Holden Colorado Space cab RG (single Centre bar) | 06/12- | 1260mm | M506 SUB0247 | M505 SUB0247 | 177mm | 64mm | 1002mm / 39,29/64" | OUT | N/A | N/A | N/A | N/A | N/A |
| | | | Arrow OUT | | | | | | N/A | | | | |
| Holden Colorado Crew cab RG | 06/12- | 1260mm | M506 SUB0247 | M505 SUB0247 | 178mm | 65mm | 1004mm / 39,17/32" | OUT | M368 SUB0247 | 172mm | 59mm | 992mm / 39,1/16" | OUT |
| | | | Arrow OUT | | | | | | Arrow OUT | | | | |
| Chevrolet S10 Regular cab | 2013- | 1260mm | M506 SUB0247 | M505 SUB0247 | 179mm | 66mm | 1006mm / 39,39/64" | OUT | N/A | N/A | N/A | N/A | N/A |
| | | | Arrow OUT | | | | | | N/A | | | | |



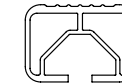
CROSSBAR IDENTIFICATION



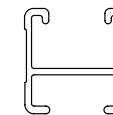
VA crossbar



Steel Euro crossbar



EURO crossbar

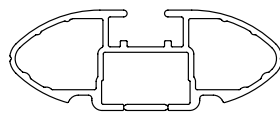


HD crossbar

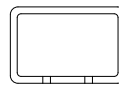
| Vehicle | Date | Crossbar | FRONT CROSSBAR | | | | | REAR CROSSBAR | | | | | |
|--|-------|----------|------------------------|-----------------------|-----------------------------------|-----------------------------------|----------------------------|----------------------------|-----------------------|----------------------|-----------------------------------|-----------------------------------|----------------------------|
| | | | Front Right Pad/ Clamp | Front Left Pad/ Clamp | Measurement strip length per side | Measurement strip length per side | Measurement Distance (x) | Foot plate arrow direction | Rear Right Pad/ Clamp | Rear Left Pad/ Clamp | Measurement strip length per side | Measurement strip length per side | Measurement Distance (x) |
| Chevrolet S10 Extended cab | 2013- | 1260mm | M506 SUB0247 | M505 SUB0247 | 180mm | 67mm | 1008mm / 39,11/16" | OUT | M368 SUB0247 | 175mm | 62mm | 998mm / 39,19/64" | OUT |
| | | | Arrow OUT | | | | | | Arrow OUT | | | | |
| Chevrolet S10 Extended cab (single Center bar) | 2013- | 1260mm | M506 SUB0247 | M505 SUB0247 | 177mm | 64mm | 1002mm / 39,29/64" | OUT | N/A | N/A | N/A | N/A | N/A |
| | | | Arrow OUT | | | | | | N/A | | | | |
| Chevrolet S10 Crew cab | 2013- | 1260mm | M506 SUB0247 | M505 SUB0247 | 178mm | 65mm | 1004mm / 39,17/32" | OUT | M368 SUB0247 | 172mm | 59mm | 992mm / 39,1/16" | OUT |
| | | | Arrow OUT | | | | | | Arrow OUT | | | | |
| Chevrolet Colorado Regular cab | 2013- | 1260mm | M506 SUB0247 | M505 SUB0247 | 179mm | 66mm | 1006mm / 39,39/64" | OUT | N/A | N/A | N/A | N/A | N/A |
| | | | Arrow OUT | | | | | | N/A | | | | |
| Chevrolet Colorado Extended cab | 2013- | 1260mm | M506 SUB0247 | M505 SUB0247 | 180mm | 67mm | 1008mm / 39,11/16" | OUT | M368 SUB0247 | 175mm | 62mm | 998mm / 39,19/64" | OUT |
| | | | Arrow OUT | | | | | | Arrow OUT | | | | |



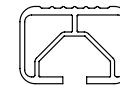
CROSSBAR IDENTIFICATION



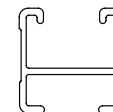
VA crossbar



Steel Euro crossbar



EURO crossbar

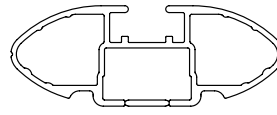


HD crossbar

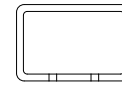
| Vehicle | Date | Crossbar | FRONT CROSSBAR | | | | | REAR CROSSBAR | | | | | |
|---|--------|----------|------------------------|-----------------------|-----------------------------------|-----------------------------------|----------------------------|----------------------------|-----------------------|----------------------|-----------------------------------|-----------------------------------|----------------------------|
| | | | Front Right Pad/ Clamp | Front Left Pad/ Clamp | Measurement strip length per side | Measurement strip length per side | Measurement Distance (x) | Foot plate arrow direction | Rear Right Pad/ Clamp | Rear Left Pad/ Clamp | Measurement strip length per side | Measurement strip length per side | Measurement Distance (x) |
| Chevrolet Colorado Extended cab (single Center bar) | 2013- | 1260mm | M506 SUB0247 | M505 SUB0247 | 177mm | 64mm | 1002mm / 39,29/64" | OUT | N/A | N/A | N/A | N/A | N/A |
| | | | Arrow OUT | | | | | | N/A | | | | |
| Chevrolet Colorado Crew cab | 2013- | 1260mm | M506 SUB0247 | M505 SUB0247 | 178mm | 65mm | 1004mm / 39,17/32" | OUT | M368 SUB0247 | 172mm | 59mm | 992mm / 39,1/16" | OUT |
| | | | Arrow OUT | | | | | | Arrow OUT | | | | |
| Isuzu DMAX Single cab TF | 06/12- | 1260mm | M506 SUB0247 | M505 SUB0247 | 179mm | 66mm | 1006mm / 39,39/64" | OUT | N/A | N/A | N/A | N/A | N/A |
| | | | Arrow OUT | | | | | | N/A | | | | |
| Isuzu DMAX Space cab TF | 06/12- | 1260mm | M506 SUB0247 | M505 SUB0247 | 180mm | 67mm | 1008mm / 39,11/16" | OUT | M368 SUB0247 | 175mm | 62mm | 998mm / 39,19/64" | OUT |
| | | | Arrow OUT | | | | | | Arrow OUT | | | | |
| Isuzu DMAX Space cab TF (single Centre bar) | 06/12- | 1260mm | M506 SUB0247 | M505 SUB0247 | 177mm | 64mm | 1002mm / 39,29/64" | OUT | N/A | N/A | N/A | N/A | N/A |
| | | | Arrow OUT | | | | | | N/A | | | | |



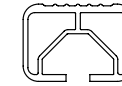
CROSSBAR IDENTIFICATION



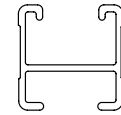
VA crossbar



Steel Euro crossbar



EURO crossbar



HD crossbar

| Vehicle | Date | Crossbar | FRONT CROSSBAR | | | | | REAR CROSSBAR | | | | | |
|---------------------------------|--------|----------|------------------------|-----------------------|-----------------------------------|-----------------------------------|----------------------------|----------------------------|-----------------------|----------------------|-----------------------------------|-----------------------------------|----------------------------|
| | | | Front Right Pad/ Clamp | Front Left Pad/ Clamp | Measurement strip length per side | Measurement strip length per side | Measurement Distance (x) | Foot plate arrow direction | Rear Right Pad/ Clamp | Rear Left Pad/ Clamp | Measurement strip length per side | Measurement strip length per side | Measurement Distance (x) |
| Isuzu DMAX Crew cab TF | 06/12- | 1260mm | M506 SUB0247 | M505 SUB0247 | 178mm | 65mm | 1004mm / 39,17/32" | OUT | M368 SUB0247 | 172mm | 59mm | 992mm / 39,1/16" | OUT |
| | | | Arrow OUT | | | | | | Arrow OUT | | | | |
| GMC Canyon 4dr Pick Up Crew Cab | 15-18 | 1260mm | M506 SUB0247 | M505 SUB0247 | 178mm | 65mm | 1004mm / 39,17/32" | OUT | M368 SUB0247 | 172mm | 59mm | 992mm / 39,1/16" | OUT |
| | | | Arrow OUT | | | | | | Arrow OUT | | | | |
| GMC Canyon 2dr Pick Up Extd Cab | 15-18 | 1260mm | M506 SUB0247 | M505 SUB0247 | 180mm | 67mm | 1008mm / 39,11/16" | OUT | M368 SUB0247 | 175mm | 62mm | 998mm / 39,19/64" | OUT |
| | | | Arrow OUT | | | | | | Arrow OUT | | | | |
| | | | | | | | | | | | | | |
| | | | | | | | | | | | | | |




Measurement A: CENTRE of door jamb to CENTRE arrow of leg foot plate.

Measurement B: CENTRE of Front leg foot plate arrow to CENTRE of Rear leg foot plate arrow.

Carrying capacity: Roof rack is rated to 75kg. Please refer to manufacturers handbook for your vehicles maximum roof load capacity. Always use the lower of the two figures.

If your vehicle is not listed on this fitting instruction please refer to your countries Rhino-Rack web site for the latest information.



| VEHICLE | Date | Measurement A | Measurement B | Measurement C | Load Rating (includes racks 5kg/ 11lbs) |
|--|--------|-------------------|---------------------------------------|--|---|
| Holden Colorado Single Cab RG | 06/12- | 230mm / 9,1/16" | - | - | 35kg / 77lbs |
| Holden Colorado Space Cab RG | 06/12- | 320mm / 12,19/32" | 700mm / 27,9/16" (double crossbar) | 380mm / 14,31/32" (single crossbar) | 35kg / 77lbs (single crossbar) 75kg / 165lbs (double crossbar) |
| Holden Colorado Space Cab RG (single centre bar) | 06/12- | 30mm / 1,3/16" | - | - | 35kg / 77lbs |
| Holden Colorado Crew Cab RG | 06/12- | 250mm / 9,27/32" | 700mm / 27,9/16" (double crossbar) | 450mm / 17,23/32" (single crossbar) | 35kg / 77lbs (single crossbar) 75kg / 165lbs (double crossbar) |
| Chevrolet S10/Colorado Single Cab | 2013- | 230mm / 9,1/16" | - | - | 35kg / 77lbs |
| Chevrolet S10/Colorado Extended Cab | 2013- | 320mm / 12,19/32" | 700mm / 27,9/16" (double crossbar) | 380mm / 14,31/32" (single crossbar) | 35kg / 77lbs (single crossbar) 75kg / 165lbs (double crossbar) |

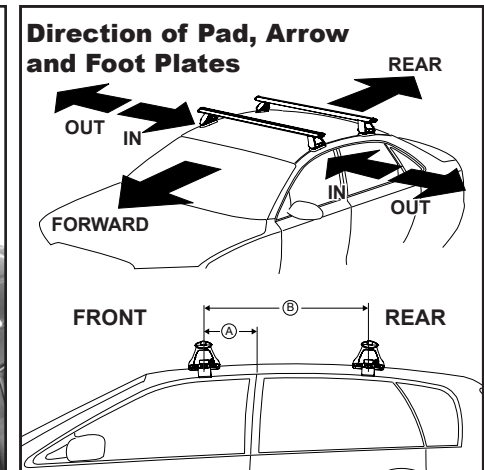


Measurement A: CENTRE of door jamb to CENTRE arrow of leg foot plate.

Measurement B: CENTRE of Front leg foot plate arrow to CENTRE of Rear leg foot plate arrow.

Carrying capacity: Roof rack is rated to 75kg. Please refer to manufacturers handbook for your vehicles maximum roof load capacity. Always use the lower of the two figures.

If your vehicle is not listed on this fitting instruction please refer to your countries Rhino-Rack web site for the latest information.



| VEHICLE | Date | Measurement A | Measurement B | Measurement C | Load Rating (includes racks 5kg/ 11lbs) |
|---|--------|-------------------|---------------------------------------|--|---|
| Chevrolet S10/Colorado Extended Cab (single center bar) | 2013- | 30mm / 1,3/16" | - | - | 35kg / 77lbs |
| Chevrolet S10/Colorado Crew Cab RG | 2013- | 250mm / 9,27/32" | 700mm / 27,9/16" (double crossbar) | 450mm / 17,23/32" (single crossbar) | 35kg / 77lbs (single crossbar) 75kg / 165lbs (double crossbar) |
| Isuzu DMAX Single cab TF | 06/12- | 230mm / 9,1/16" | - | - | 35kg / 77lbs |
| Isuzu DMAX Space cab TF | 06/12- | 320mm / 12,19/32" | 700mm / 27,9/16" (double crossbar) | 380mm / 14,31/32" (single crossbar) | 35kg / 77lbs (single crossbar) 75kg / 165lbs (double crossbar) |
| Isuzu DMAX Space cab TF (single center bar) | 06/12- | 30mm / 1,3/16" | - | - | 35kg / 77lbs |
| Isuzu DMAX Crew cab TF | 06/12- | 250mm / 9,27/32" | 700mm / 27,9/16" (double crossbar) | 450mm / 17,23/32" (single crossbar) | 35kg / 77lbs (single crossbar) 75kg / 165lbs (double crossbar) |



DK330 / DK330R / DK330F Rhino-Rack VA, Aero, Euro & HD crossbar instruction

CONTROLLED

Measurement A: CENTRE of door jamb to CENTRE arrow of leg foot plate.

Measurement B: CENTRE of Front leg foot plate arrow to CENTRE of Rear leg foot plate arrow.

Carrying capacity: Roof rack is rated to 75kg. Please refer to manufacturers handbook for your vehicles maximum roof load capacity. Always use the lower of the two figures.

If your vehicle is not listed on this fitting instruction please refer to your countries Rhino-Rack web site for the latest information.

| VEHICLE | Date | Measurement A | Measurement B | Measurement C | Load Rating (includes racks 5kg/11lbs) |
|---------------------------------|-------|-------------------|---------------------------------------|--|---|
| GMC Canyon 4dr Pick Up Crew Cab | 15-18 | 250mm / 9,27/32" | 700mm / 27,9/16" (double crossbar) | 450mm / 17,23/32" (single crossbar) | 35kg / 77lbs (single crossbar) 75kg / 165lbs (double crossbar) |
| GMC Canyon 2dr Pick Up Extd Cab | 15-18 | 320mm / 12,19/32" | 700mm / 27,9/16" (double crossbar) | 380mm / 14,31/32" (single crossbar) | 35kg / 77lbs (single crossbar) 75kg / 165lbs (double crossbar) |