
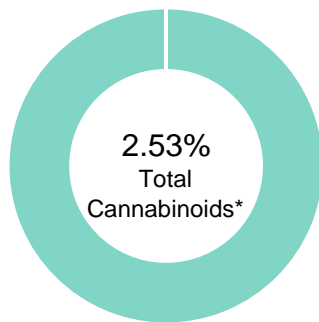


**Sport**

<b>Batch ID:</b>	1076	<b>Test ID:</b>	5382276.0020
<b>Reported:</b>	12-Jul-2019	<b>Method:</b>	TM14
<b>Type:</b>	Concentrate		
<b>Test:</b>	Potency		

**CANNABINOID PROFILE**


Compound	LOQ (%)	Result (%)	Result (mg/g)
Delta 9-Tetrahydrocannabinolic acid (THCA-A)	0.02	0.00	0.0
Delta 9-Tetrahydrocannabinol (Delta 9THC)	0.01	0.00	0.0
Cannabidiolic acid (CBDA)	0.02	0.00	0.0
Cannabidiol (CBD)	0.01	2.53	25.3
Delta 8-Tetrahydrocannabinol (Delta 8THC)	0.01	0.00	0.0
Cannabinolic Acid (CBNA)	0.03	0.00	0.0
Cannabinol (CBN)	0.01	0.00	0.0
Cannabigerolic acid (CBGA)	0.02	0.00	0.0
Cannabigerol (CBG)	0.01	0.00	0.0
Tetrahydrocannabivarinic Acid (THCVA)	0.02	0.00	0.0
Tetrahydrocannabivarin (THCV)	0.01	0.00	0.0
Cannabidivarinic Acid (CBDVA)	0.02	0.00	0.0
Cannabidivarin (CBDV)	0.01	0.00	0.0
Cannabichromenic Acid (CBCA)	0.02	0.00	0.0
Cannabichromene (CBC)	0.02	0.00	0.0
<b>Total Cannabinoids</b>		<b>2.53</b>	<b>25.30</b>
Total Potential THC**		0.00	0.00
Total Potential CBD**		2.53	25.30

% = % (w/w) = Percent (Weight of Analyte / Weight of Product)

\* Total Cannabinoids result reflects the absolute sum of all cannabinoids detected.

\*\* Total Potential THC/CBD is calculated using the following formulas to take into account the loss of a carboxyl group during decarboxylation step.

Total THC = THC + (THCa \*(0.877)) and Total CBD = CBD + (CBDa \*(0.877))


**NOTES:**

N/A

**FINAL APPROVAL**

  
Sam Smith  
12-Jul-2019  
11:27 AM

PREPARED BY / DATE

  
David Green  
12-Jul-2019  
1:26 PM

APPROVED BY / DATE

Testing results are based solely upon the sample submitted to Botanacor Laboratories, LLC, in the condition it was received. Botanacor Laboratories, LLC warrants that all analytical work is conducted professionally in accordance with all applicable standard laboratory practices using validated methods. Data was generated using an unbroken chain of comparison to NIST traceable Reference Standards and Certified Reference Materials. This report may not be reproduced, except in full, without the written approval of Botanacor Laboratories, LLC. ISO/IEC 17025:2005 Accredited A2LA Certificate Number 4329.02



Certificate #4329.02

prepared for: MYADERM  
88 IVERNESS CIRCLE EAST BLDG A SUITE 101  
ENGLEWOOD, CO 80112

## Sport

Batch ID:	1076	Test ID:	3048093.010
Reported:	12-Jul-2019	Method:	Topical - Test Methods: TM05, TM06
Type:	Topical		
Test:	Microbial Contaminants		

## MICROBIAL CONTAMINANTS

Contaminant	Result (CFU/g)*
<b>Total Aerobic Count**</b>	None Detected
<b>Total Coliforms**</b>	None Detected
<b>Total Yeast and Molds**</b>	None Detected
<b><i>E. coli</i></b>	None Detected
<b><i>Salmonella</i></b>	None Detected

\* CFU/g = Colony Forming Unit per Gram

\*\* Values recorded in scientific notation, a common microbial practice of expressing numbers that are too large to be conveniently written in decimal form.

Examples:  $10^2 = 100$  CFU  
 $10^3 = 1,000$  CFU  
 $10^4 = 10,000$  CFU  
 $10^5 = 100,000$  CFU

## NOTES:

Free from visual mold, mildew, and foreign matter

TYM: None Detected

Total Aerobic: None Detected

Coliforms: None Detected

## FINAL APPROVAL



Robert Belfon  
12-Jul-2019  
4:06 PM



Chris Jungling  
12-Jul-2019  
6:19 PM

PREPARED BY / DATE

APPROVED BY / DATE

Testing results are based solely upon the sample submitted to Botanacor Services, LLC, in the condition it was received. Botanacor Services, LLC warrants that all analytical work is conducted professionally in accordance with all applicable standard laboratory practices using validated methods. Data was generated using an unbroken chain of comparison to NIST traceable Reference Standards and Certified Reference Materials. This report may not be reproduced, except in full, without the written approval of Botanacor Services, LLC.

# CBD Powder

Sample ID: 1905NAS0524.1473  
Strain: CBD Powder  
Matrix: Concentrates & Extracts  
Type: Cannabinoid Isolate  
Sample Size: ; Batch:

Produced:  
Collected:  
Received: 05/13/2019  
Completed: 05/15/2019  
Batch#: 50024

Client  
**Myaderm**  
Lic. #  
88 Inverness Cir E, A101  
Englewood, CA 80112

Pass



**ND**

Total THC

**99.650%**

Total CBD

Analyte	LOD %	LOQ %	Mass %	Mass mg/g
THCa	0.010	0.020	ND	ND
Δ9-THC	0.010	0.030	ND	ND
Δ8-THC	0.010	0.040	ND	ND
THCV	0.010	0.020	ND	ND
CBDa	0.010	0.020	ND	ND
CBD	0.010	0.030	99.650	996.50
CBDVa	0.010	0.030	ND	ND
CBDV	0.010	0.010	ND	ND
CBN	0.010	0.010	ND	ND
CBGa	0.010	0.030	ND	ND
CBG	0.010	0.030	ND	ND
CBC	0.010	0.020	ND	ND
<b>Total</b>			<b>99.650</b>	<b>996.50</b>

Date Tested: 05/14/2019

Total THC = THCa \* 0.877 + Δ9-THC; Total CBD = CBDa \* 0.877 + CBD; LOQ = Limit of Quantitation; The reported result is based on a sample weight with the applicable moisture content for that sample; Unless otherwise stated all quality control samples performed within specifications established by the Laboratory. Sample Prep Method: SP-200. Analysis Method: AM-300.

Instrument: HPLC-DAD-SP-200.

## Summary

<b>99.650%</b> Total Cannabinoids 05/14/2019	<b>Not Tested</b> NT Terpenes	<b>Pass</b> Pesticides 05/14/2019	<b>Pass</b> Residual Solvents 05/15/2019	<b>Pass</b> Microbials 05/14/2019
<b>Not Tested</b> NT Moisture	<b>Not Tested</b> NT Water Activity	<b>Pass</b> Heavy Metals 05/15/2019	<b>Pass</b> Foreign Matter 05/14/2019	<b>Pass</b> Mycotoxins 05/14/2019



*James W. Cox*

James W. Cox - Laboratory Director  
05/15/2019

Confident Cannabis  
All Rights Reserved  
support@confidentcannabis.com  
(866) 506-5866  
www.confidentcannabis.com



# CBD Powder

Sample ID: 1905NAS0524.1473  
Strain: CBD Powder  
Matrix: Concentrates & Extracts  
Type: Cannabinoid Isolate  
Sample Size: ; Batch:

Produced:  
Collected:  
Received: 05/13/2019  
Completed: 05/15/2019  
Batch#: 50024

Client  
**Myaderm**  
Lic. #  
88 Inverness Cir E, A101  
Englewood, CA 80112

## Pesticides

Pass

Analyte	LOD	LOQ	Limit	Mass	Status	Analyte	LOD	LOQ	Limit	Mass	Status
	µg/g	µg/g	µg/g	µg/g			µg/g	µg/g	µg/g	µg/g	
Abamectin	0.01	0.03	0.1	ND	Pass	Hexythiazox	0.003	0.01	0.1	ND	Pass
Acephate	0.005	0.017	0.1	ND	Pass	Imazalil	0.003	0.01	0.003	ND	Pass
Acequinocyl	0.008	0.025	0.1	ND	Pass	Imidacloprid	0.003	0.01	5	ND	Pass
Acetamiprid	0.003	0.01	0.1	ND	Pass	Kresoxim Methyl	0.003	0.01	0.1	ND	Pass
Aldicarb	0.003	0.01	0.003	ND	Pass	Malathion	0.003	0.01	0.5	ND	Pass
Azoxystrobin	0.003	0.01	0.1	ND	Pass	Metalaxyl	0.003	0.01	2	ND	Pass
Bifenazate	0.003	0.01	0.1	ND	Pass	Methiocarb	0.003	0.01	0.003	ND	Pass
Bifenthrin	0.003	0.01	3	ND	Pass	Methomyl	0.003	0.01	1	ND	Pass
Boscalid	0.003	0.01	0.1	ND	Pass	Methyl Parathion	0.013	0.039	0.013	ND	Pass
Captan	0.11	0.333	0.7	ND	Pass	Mevinphos	0.008	0.025	0.008	ND	Pass
Carbaryl	0.003	0.01	0.5	ND	Pass	Myclobutanil	0.003	0.01	0.1	ND	Pass
Carbofuran	0.003	0.01	0.003	ND	Pass	Naled	0.003	0.01	0.1	ND	Pass
Chlorantraniliprole	0.003	0.01	10	ND	Pass	Oxamyl	0.003	0.01	0.5	ND	Pass
Chlordane	0.011	0.033	0.011	ND	Pass	Paclobutrazol	0.003	0.01	0.003	ND	Pass
Chlorfenapyr	0.16	0.5	0.16	ND	Pass	Pentachloronitrobenzene	0.003	0.01	0.1	ND	Pass
Chlormequat	0.003	0.01	0.1	ND	Pass	Permethrin	0.005	0.016	0.5	ND	Pass
Chlorpyrifos	0.003	0.01	0.003	ND	Pass	Phosmet	0.003	0.01	0.1	ND	Pass
Clofentezine	0.003	0.01	0.1	ND	Pass	Piperonyl Butoxide	0.006	0.018	3	ND	Pass
Coumaphos	0.003	0.01	0.003	ND	Pass	Prallethrin	0.003	0.01	0.1	ND	Pass
Cyfluthrin	0.2	0.6	2	ND	Pass	Propiconazole	0.006	0.019	0.1	ND	Pass
Cypermethrin	0.05	0.15	1	ND	Pass	Propoxur	0.003	0.01	0.003	ND	Pass
Daminozide	0.003	0.011	0.003	ND	Pass	Pyrethrin 1	0.014	0.042		ND	Tested
Diazinon	0.003	0.01	0.1	ND	Pass	Pyrethrin 2	0.06	0.18		ND	Tested
Dichlorvos	0.003	0.01	0.003	ND	Pass	Pyrethrins	0.06	0.18	0.5	ND	Pass
Dimethoate	0.003	0.01	0.003	ND	Pass	Pyridaben	0.003	0.01	0.1	ND	Pass
Dimethomorph	0.003	0.01	2	ND	Pass	Spinetoram	0.003	0.01	0.1	ND	Pass
Ethoprophos	0.003	0.01	0.003	ND	Pass	Spinosad	0.003	0.01	0.1	ND	Pass
Etofenprox	0.003	0.01	0.003	ND	Pass	Spiromesifen	0.005	0.015	0.1	ND	Pass
Etoxazole	0.006	0.018	0.1	ND	Pass	Spirotetramat	0.003	0.01	0.1	ND	Pass
Fenhexamid	0.003	0.01	0.1	ND	Pass	Spiroxamine	0.003	0.01	0.003	ND	Pass
Fenoxycarb	0.003	0.01	0.003	ND	Pass	Tebuconazole	0.003	0.011	0.1	ND	Pass
Fenpyroximate	0.003	0.01	0.1	ND	Pass	Thiacloprid	0.003	0.01	0.003	ND	Pass
Fipronil	0.003	0.01	0.003	ND	Pass	Thiamethoxam	0.003	0.01	5	ND	Pass
Flonicamid	0.003	0.01	0.1	ND	Pass	Trifloxystrobin	0.003	0.01	0.1	ND	Pass
Fludioxonil	0.004	0.012	0.1	ND	Pass						

Date Tested: 05/14/2019

LOQ = Limit of Quantitation; The reported result is based on a sample weight with the applicable moisture content for that sample; Unless otherwise stated all quality control samples performed within specifications established by the Laboratory. Sample Prep Method: SP-206. Analysis Method: AM-306. Instrument: LC-MS/MS-SP-206.



*James W. Cox*

James W. Cox - Laboratory Director  
05/15/2019

Confident Cannabis  
All Rights Reserved  
support@confidentcannabis.com  
(866) 506-5866  
www.confidentcannabis.com



# CBD Powder

Sample ID: 1905NAS0524.1473  
Strain: CBD Powder  
Matrix: Concentrates & Extracts  
Type: Cannabinoid Isolate  
Sample Size: ; Batch:

Produced:  
Collected:  
Received: 05/13/2019  
Completed: 05/15/2019  
Batch#: 50024

Client  
**Myaderm**  
Lic. #  
88 Inverness Cir E, A101  
Englewood, CA 80112

## Residual Solvents

Pass

Analyte	LOD	LOQ	Limit	Mass	Status
	µg/g	µg/g	µg/g	µg/g	
1,2-Dichloro-Ethane	0.32	0.96	1	ND	Pass
Acetone	4.8	14.4	5000	ND	Pass
Acetonitrile	0.38	1.16	410	ND	Pass
Benzene	0.32	0.96	1	ND	Pass
Butane	19.2	57.6	5000	ND	Pass
Chloroform	0.2	0.6	1	ND	Pass
Ethanol	6.4	19.2	5000	ND	Pass
Ethyl-Acetate	2.25	6.8	5000	ND	Pass
Ethyl-Ether	3.2	9.6	5000	ND	Pass
Ethylene Oxide	0.33	1	1	ND	Pass
Heptane	3.2	9.6	5000	ND	Pass
Isopropanol	3.2	9.6	5000	ND	Pass
Methanol	6.4	19.2	3000	ND	Pass
Methylene-Chloride	0.33	1	1	ND	Pass
n-Hexane	0.16	0.48	290	ND	Pass
Pentane	4.8	14.4	5000	2232.31	Pass
Propane	1	3.2	5000	ND	Pass
Toluene	0.96	2.88	890	ND	Pass
Trichloroethene	0.16	0.48	1	ND	Pass
Xylenes	0.96	2.88	2170	ND	Pass

Date Tested: 05/15/2019

LOQ = Limit of Quantitation; The reported result is based on a sample weight with the applicable moisture content for that sample; Unless otherwise stated all quality control samples performed within specifications established by the Laboratory. Sample Prep Method: SP-206. Analysis Method: AM-307. Instrument: GC-MS- SP-207.



*James W. Cox*

James W. Cox - Laboratory Director  
05/15/2019

Confident Cannabis  
All Rights Reserved  
support@confidentcannabis.com  
(866) 506-5866  
www.confidentcannabis.com



All LQC ran in accordance with 16 CCR sec. 5730. Foreign Matter: Sample Prep Method- SP-201. Analysis- Method AM-301. Instrument- Visual Inspection. Moisture and Water Activity: Sample Prep Method- SP-204. Analysis Method- AM-304. Instrument- Moisture and Water Activity Meter. This product has been tested by NASCIENT, LLC using valid testing methodologies and a quality system as required by state law. Values reported relate only to the product tested. NASCIENT, LLC makes no claims as to the efficacy, safety or other risks associated with any detected or non-detected levels of any compounds reported herein. This Certificate shall not be reproduced except in full, without the written approval of NASCIENT, LLC. Form No. FO-028

## CBD Powder

Sample ID: 1905NAS0524.1473  
Strain: CBD Powder  
Matrix: Concentrates & Extracts  
Type: Cannabinoid Isolate  
Sample Size: ; Batch:

Produced:  
Collected:  
Received: 05/13/2019  
Completed: 05/15/2019  
Batch#: 50024

Client  
**Myaderm**  
Lic. #  
88 Inverness Cir E, A101  
Englewood, CA 80112

### Microbials

Pass

Analyte	Result	Status
Aspergillus flavus	Not Detected in 1g	Pass
Aspergillus fumigatus	Not Detected in 1g	Pass
Aspergillus niger	Not Detected in 1g	Pass
Aspergillus terreus	Not Detected in 1g	Pass
Shiga toxin-producing E. Coli	Not Detected in 1g	Pass
Salmonella	Not Detected in 1g	Pass

Date Tested: 05/14/2019

Unless otherwise stated all quality control samples performed within specifications established by the Laboratory. Sample Prep Method: SP-203. Analysis Method: SP-303.  
Instrument: PCR-SP-203.

### Mycotoxins

Pass

Analyte	LOD	LOQ	Limit	Units	Status
	µg/kg	µg/kg	µg/kg	µg/kg	
B1	1	1		ND	Tested
B2	1	1		ND	Tested
G1	1	1		ND	Tested
G2	1	1		ND	Tested
Total Aflatoxins	1	1	20	ND	Pass
Ochratoxin A	1	1	20	ND	Pass

Date Tested: 05/14/2019

LOQ = Limit of Quantitation; The reported result is based on a sample weight with the applicable moisture content for that sample; Unless otherwise stated all quality control samples performed within specifications established by the Laboratory. Instrument: LC-MS/MS-SP-205.

### Heavy Metals

Pass

Analyte	LOD	LOQ	Limit	Units	Status
	µg/g	µg/g	µg/g	µg/g	
Arsenic	0.002	0.006	0.2	<LOQ	Pass
Cadmium	0.001	0.004	0.2	<LOQ	Pass
Lead	0.008	0.025	0.5	0.034	Pass
Mercury	0.001	0.004	0.1	<LOQ	Pass

Date Tested: 05/15/2019

LOQ = Limit of Quantitation; The reported result is based on a sample weight with the applicable moisture content for that sample; Unless otherwise stated all quality control samples performed within specifications established by the Laboratory. Instrument: ICP-MS-SP-202.



*James W. Cox*

James W. Cox - Laboratory Director  
05/15/2019

Confident Cannabis  
All Rights Reserved  
support@confidentcannabis.com  
(866) 506-5866  
www.confidentcannabis.com

