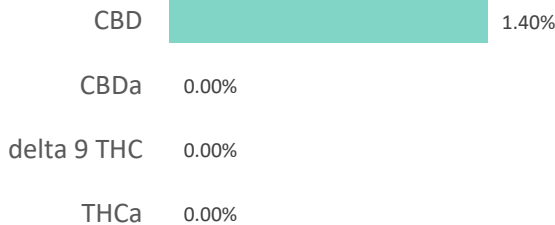
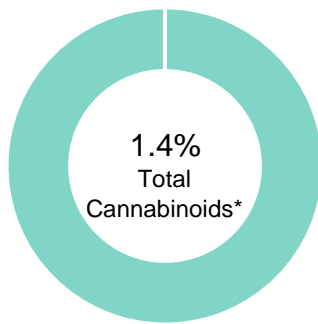


**Pet**

<b>Batch ID:</b>	1079-19169	<b>Test ID:</b>	5382276.0019
<b>Reported:</b>	12-Jul-2019	<b>Method:</b>	TM14
<b>Type:</b>	Concentrate		
<b>Test:</b>	Potency		

**CANNABINOID PROFILE**


Compound	LOQ (%)	Result (%)	Result (mg/g)
Delta 9-Tetrahydrocannabinolic acid (THCA-A)	0.02	0.00	0.0
Delta 9-Tetrahydrocannabinol (Delta 9THC)	0.01	0.00	0.0
Cannabidiolic acid (CBDA)	0.02	0.00	0.0
Cannabidiol (CBD)	0.01	1.40	14.0
Delta 8-Tetrahydrocannabinol (Delta 8THC)	0.01	0.00	0.0
Cannabinolic Acid (CBNA)	0.03	0.00	0.0
Cannabinol (CBN)	0.01	0.00	0.0
Cannabigerolic acid (CBGA)	0.02	0.00	0.0
Cannabigerol (CBG)	0.01	0.00	0.0
Tetrahydrocannabivarinic Acid (THCVA)	0.02	0.00	0.0
Tetrahydrocannabivarin (THCV)	0.01	0.00	0.0
Cannabidivarinic Acid (CBDVA)	0.02	0.00	0.0
Cannabidivarin (CBDV)	0.01	0.00	0.0
Cannabichromenic Acid (CBCA)	0.02	0.00	0.0
Cannabichromene (CBC)	0.02	0.00	0.0
<b>Total Cannabinoids</b>		<b>1.40</b>	<b>14.00</b>
Total Potential THC**		0.00	0.00
Total Potential CBD**		1.40	14.00

**NOTES:**

N/A


% = % (w/w) = Percent (Weight of Analyte / Weight of Product)

\* Total Cannabinoids result reflects the absolute sum of all cannabinoids detected.

\*\* Total Potential THC/CBD is calculated using the following formulas to take into account the loss of a carboxyl group during decarboxylation step.

$$\text{Total THC} = \text{THC} + (\text{THCa} * (0.877)) \text{ and Total CBD} = \text{CBD} + (\text{CBDa} * (0.877))$$
**FINAL APPROVAL**

  
**Sam Smith**  
 12-Jul-2019  
 11:27 AM  
 PREPARED BY / DATE

  
**David Green**  
 12-Jul-2019  
 1:26 PM  
 APPROVED BY / DATE

Testing results are based solely upon the sample submitted to Botanacor Laboratories, LLC, in the condition it was received. Botanacor Laboratories, LLC warrants that all analytical work is conducted professionally in accordance with all applicable standard laboratory practices using validated methods. Data was generated using an unbroken chain of comparison to NIST traceable Reference Standards and Certified Reference Materials. This report may not be reproduced, except in full, without the written approval of Botanacor Laboratories, LLC. ISO/IEC 17025:2005 Accredited A2LA Certificate Number 4329.02



Pet

<b>Batch ID:</b>	1079-19169	<b>Test ID:</b>	3048093.009
<b>Reported:</b>	12-Jul-2019	<b>Method:</b>	Topical - Test Methods: TM05, TM06
<b>Type:</b>	Topical		
<b>Test:</b>	Microbial Contaminants		

## MICROBIAL CONTAMINANTS

Contaminant	Result (CFU/g)*
<b>Total Aerobic Count**</b>	None Detected
<b>Total Coliforms**</b>	None Detected
<b>Total Yeast and Molds**</b>	None Detected
<b><i>E. coli</i></b>	None Detected
<b><i>Salmonella</i></b>	None Detected

\* CFU/g = Colony Forming Unit per Gram


\*\* Values recorded in scientific notation, a common microbial practice of expressing numbers that are too large to be conveniently written in decimal form.

Examples:  $10^2 = 100$  CFU  
 $10^3 = 1,000$  CFU  
 $10^4 = 10,000$  CFU  
 $10^5 = 100,000$  CFU

### NOTES:

Free from visual mold, mildew, and foreign matter  
TYM: None Detected  
Total Aerobic: None Detected  
Coliforms: None Detected

## FINAL APPROVAL

  
Robert Belfon  
12-Jul-2019  
4:06 PM  
Chris Jungling  
12-Jul-2019  
6:19 PM

PREPARED BY / DATE

APPROVED BY / DATE

Testing results are based solely upon the sample submitted to Botanacor Services, LLC, in the condition it was received. Botanacor Services, LLC warrants that all analytical work is conducted professionally in accordance with all applicable standard laboratory practices using validated methods. Data was generated using an unbroken chain of comparison to NIST traceable Reference Standards and Certified Reference Materials. This report may not be reproduced, except in full, without the written approval of Botanacor Services, LLC.